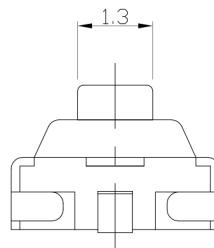
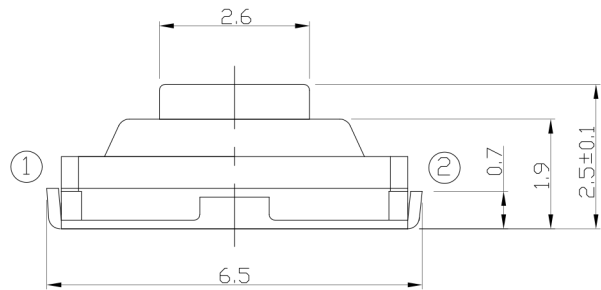




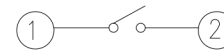
**RoHS Compliant**  
2002/95/EC

REV.	ECN. NO.	APPD.

### DIMENSIONS



### CIRCUIT DIAGRAM

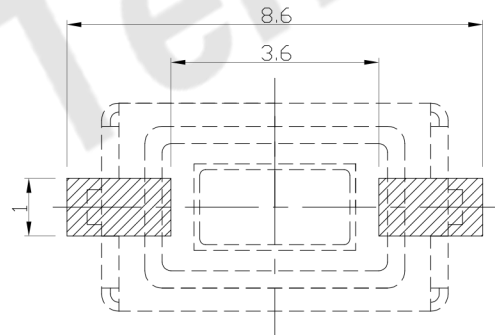
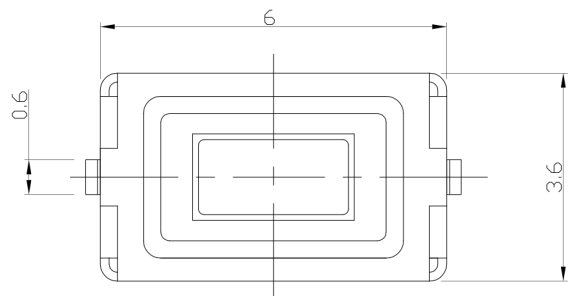


### PRODUCT IMAGE



### P.C.B MOUNTING PATTERN DIMENSION

The following soldering patterns are recommended for reflow soldering



### ELECTRO-MECHANICAL CHARACTERISTICS

Refer to additional specifications

Rating	DC 12V 50mA	
Contact Resistance	100mΩ Max.	
Travel	0.25 ± 0.1mm	
Operating Force	160,180±30gf	250±50gf
Operating Life(cycles)	50,000	30,000

.X ±0.2	X. ±2'	UNITS mm
		MAT'L SEE NOTE
		FINISH SEE NOTE
		Q'TY
<small>THESE DRAWINGS AND SPECIFICATIONS ARE THE PROPERTY OF ACCURATE INNTECH INC AND SHALL NOT BE REPRODUCED, COPIED OR USED IN ANY MANNER WITHOUT THE PRIOR WRITTEN CONSENT OF ACCURATE INNTECH INC.</small>		

**东莞市腾兴电子有限公司**

TITLE: TACT SWITCH		PART NO.: AT-1181U SERIES	
DR: Ricky 2014/03/27		DWG NO.: ASI-1181U	
CHKD: Ricky 2014/03/27		SCALE 1:1	SHEET 1/1
APPD:		REV. A	CUSTOMER DRAWING