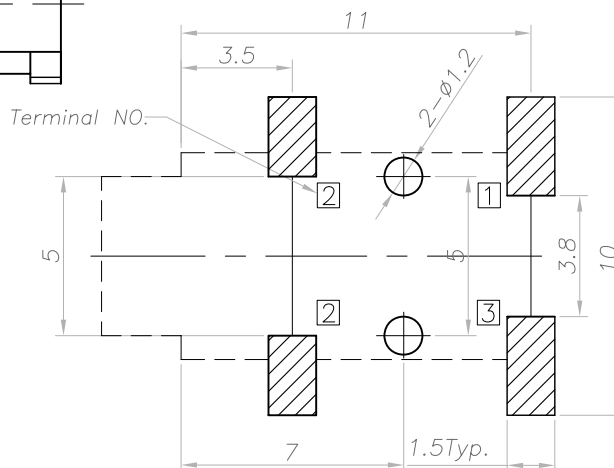


P. C. B. Layout
(Copper-side view)



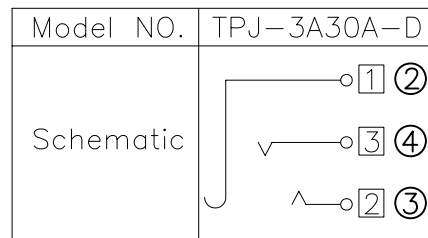
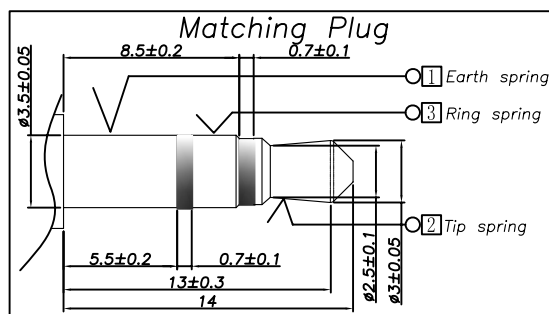
Ordering information:

TPJ-3A30A-□ □□ □□ □ □□□
① ② ③ ④ ⑤ ⑥ ⑦

- ①: Series No
- ②: Schematic option: D
- ③: Material of housing:
ST=Stanyl (PA46) PC=PC
- ④: Housing color:
0A=Black (Standard) 2_=Red
3_=Orange
4_=Yellow
5_=Green
- ⑤: Terminal plating
S=Silver (Ag) (Standard)
- ⑥: Special option
00: No special option,
- ⑦: Packing mode:
1: Reel packing
3: Plastic box packing
4: Bag packing

SPECIFICATION

1. Rating : DC 30V 0.5A;
2. Contact resistance: \leq 30m Ω ;
3. Insulation resistance: \geq 100M Ω (DC250V);
4. Withstand voltage: 500VAC ;
5. Insertion and extraction force: 3-30N;
6. life test: 5,000 cycles.



□: TERMINAL NO. ○: ITEM NO.

④	Ring spring	1	Bronze	TPJ-3A30A-03 (TP2-700)	Ag-Plating
③	Tip spring	1	Brass	TPJ-3A30A-02 (JA-702)	Ag-Plating
②	Earthing spring	1	Bronze	TPJ-3A30A-01 (TP1-701)	Ag-Plating
①	Housing	1	PC/PA46	TPJ-3A30A-S1 (ST-610)	
NO.	DESCRIPTION	QTY	MATERIAL	PART NO.	PLATING

TENGXING ELECTRONICS CO., LTD

TOLERANCES UNLESS OTHERWISE SPECIFIED LINEAR: \pm 0.1 ^{mm} ANGULAR: \pm 3°		SIGNATURES		DATE	TITLE
REVISIONS		DRAWN		Eric	2007.06.12
A		CHK'D		Alex	2007.06.12
		APPV'D		Rex	2007.06.12
SCALE 5/1					NO. TPJ-3A30A
			EARRPHONE JACK		

△			
△			
△			
△			
△			
SYM	DISCRIPTION	DATE	APPROVED
1			
2			
3			