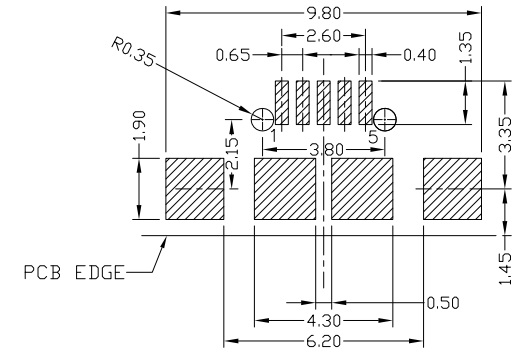
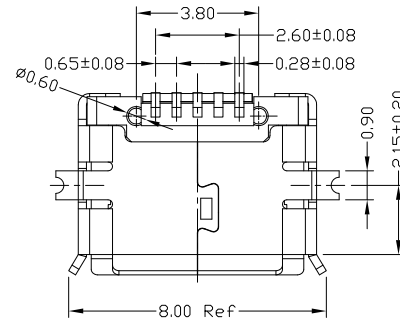
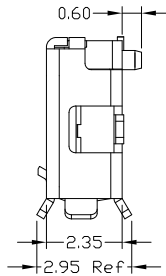
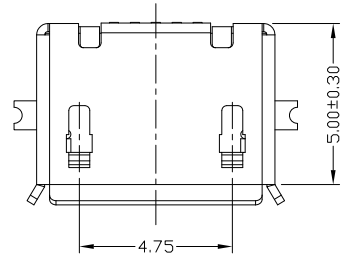
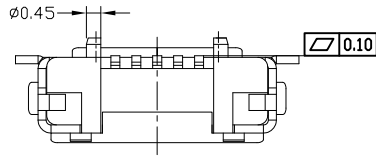




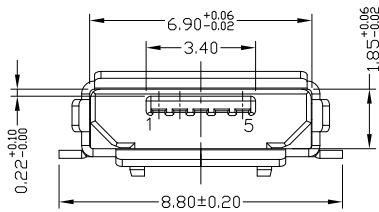
RoHS
Compliant
2002/95/EC

Halogen Free

REV.	ECN.	NO.	APPD.



RECOMMENDED PCB LAYOUT



NOTES:

1.ELECTRICAL:

- 1)VOLTAGE CURRENT RATING:PIN1&5 1.8AMP MAX / PIN2&3&4 1AMP MAX. ,30V AC;
- 2)INSULATION RESISTANCE: 100MΩ MIN;
- 3)CONTACT RESISTANCE: 30mΩ MAX;
- 4)WITHSTANDING VOLTAGE: 100V AC; FOR 1 MIN.
- 5)OPERATING TEMPERATURE:-30°C TO +80°C.

2.Mechanical:

- 1)Mating Force: 35N MAX
 - 2)Unmating Force: 10N MIN.
- 3.DIMENSIONS MARKED "▼" TO BE CHECKED BY Q.C & IPQC.

4.PART NO.

MUZF-05*T-4BHUA355

1:Au 1U*
6:Au 30U*
T:TIN
N:NICKEL

W:WHITE
B:BLACK
1:PBT
2:PA6T
3:PA9T
4:LCP

Bill of materials:

NO	PARTS	MATERIAL	QTY	FINISHING
3	SHELL	COPPER ALLOY	1	PLATED TIN
2	HOUSING	LCP+30%GF	1	UL94V-0
1	TERMINAL	COPPER ALLOY	5	PLATED GOLD

X. ±0.35	X.* ±2*	UNITS mm
.X ±0.30	.X* ±1*	MAT'L
.XX ±0.25	.XX*	SEE NOTE
.XXX ±0.15	.XXX*	FINISH
THESE DRAWINGS AND SPECIFICATIONS ARE THE PROPERTY OF ACCURATE INNTECH INC. AND SHALL NOT BE REPRODUCED, COPIED OR USED IN ANY MANNER WITHOUT THE PRIOR WRITTEN CONSENT OF ACCURATE INNTECH INC.		Q'TY

东莞市腾兴电子有限公司			
TITLE: MICRO USB AB TYPE F 5P SMT 脚柱3.8		PART NO.: MUZF-05*T-4BHUA355	
DR: Ricky 2018/5/7		DWG NO.: AII-HUA355	
CHKD: Ricky 2018/5/7		SCALE: 5:1	SHEET: 1/1
APPD:		REV. A	CUSTOMER DRAWING