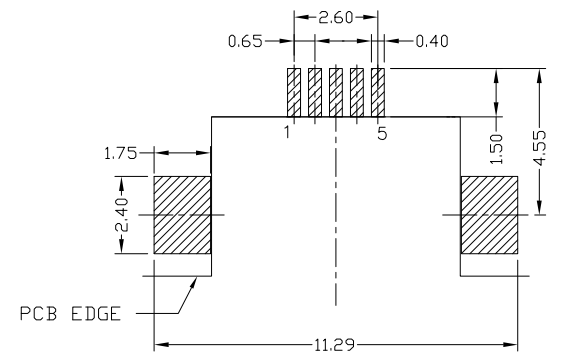
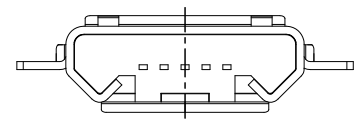
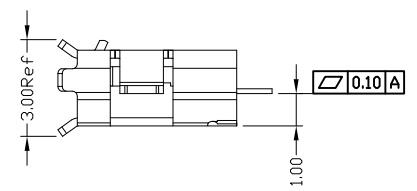
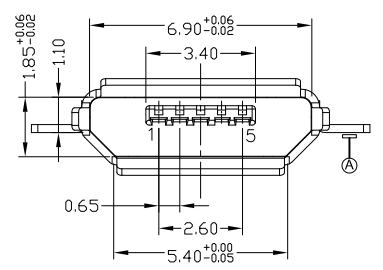
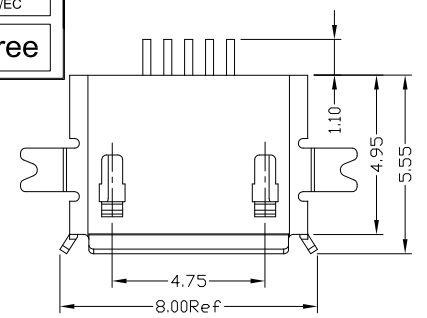
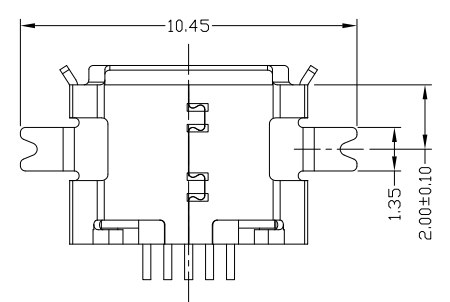

**RoHS Compliant**  
 2002/95/EC  
**Halogen Free**

REV.	ECN. NO.	APPD.



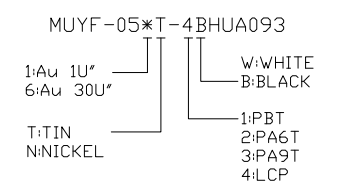
RECOMMENDED PCB LAYOUT



**NOTES:**

- 1.ELECTRICAL:
- 1)VOLTAGE CURRENT RATING:PIN1&5 1.8AMP MAX / PIN2&3&4 1AMP MAX. ,30V AC;
  - 2)INSULATION RESISTANCE: 100MΩ MIN;
  - 3)CONTACT RESISTANCE: 30mΩ MAX;
  - 4)WITHSTANDING VOLTAGE: 100V AC; FOR 1 MIN.
  - 5)OPERATING TEMPERATURE:-30°C TO +80°C.
- 2.Mechanical:
- 1)Mating Force: 35N MAX
  - 2)Unmating Force: 10N MIN.
- 3.DIMENSIONS MARKED "▼" TO BE CHECKED BY Q.C & IPQC.

4.PART NO.



Bill of materials:

3	SHELL	COPPER ALLOY	1	PLATED TIN	X. ±0.35	X.* ±2*	UNITS	mm
2	HOUSING	LCP+30%.GF	1	UL94V-0	.X ±0.30	.X* ±1*	MAT'L	SEE NOTE
1	TERMINAL	COPPER ALLOY	5	PLATED GOLD	.XX ±0.25	.XX*	FINISH	SEE NOTE
NO	PARTS	MATERIAL	QTY	FINISHING	.XXX ±0.15	.XXX*	Q'TY	SEE NOTE

THESE DRAWINGS AND SPECIFICATIONS ARE THE PROPERTY OF ACCURATE INDDTECH AND SHALL NOT BE REPRODUCED, COPIED OR USED IN ANY MANNER WITHOUT THE PRIOR WRITTEN CONSENT OF ACCURATE INDDTECH INC

**东莞市腾兴电子有限公司**

TITLE: MICRO USB B TYPE F 5P  
 SMT沉板1.0 两只脚  
 PART NO.: MUYF-05\*T-4BHUA093  
 DR: *Ricky* 2018/5/3  
 DWG NO.: AII-HUA093  
 CHKD: *Ricky* 2018/5/3  
 APPD:

SCALE	SHEET	REV.	CUSTOMER DRAWING
5:1	1/1	A	