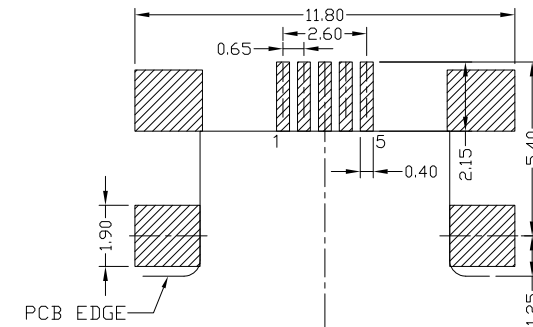
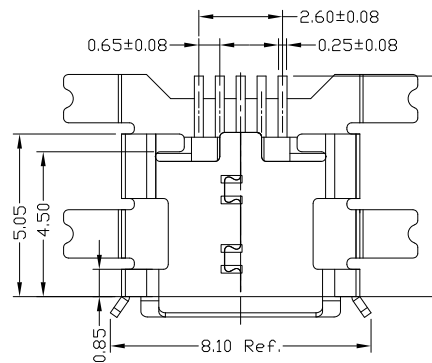
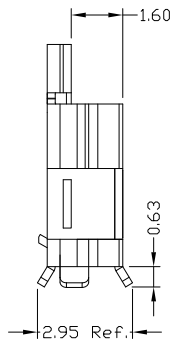
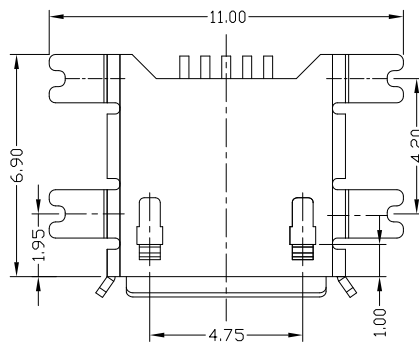
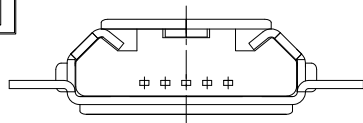




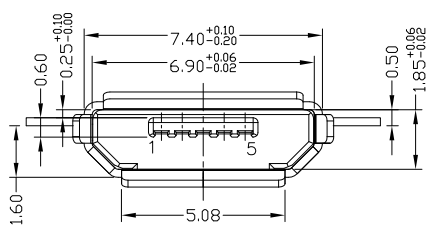
RoHS
Compliant
2002/95/EC

Halogen Free

REV.	ECN. NO.	APPD.



RECOMMENDED PCB LAYOUT



NOTES:

- ELECTRICAL:
 - VOLTAGE CURRENT RATING: PIN1&5 1.8AMP MAX / PIN2&3&4 1AMP MAX., 30V AC;
 - INSULATION RESISTANCE: 100MΩ MIN;
 - CONTACT RESISTANCE: 30mΩ MAX;
 - WITHSTANDING VOLTAGE: 100V AC; FOR 1 MIN.
 - OPERATING TEMPERATURE: -30°C TO +80°C.
- Mechanical:
 - Mating Force: 35N MAX
 - Unmating Force: 10N MIN.
- DIMENSIONS MARKED "▼" TO BE CHECKED BY Q.C & IPQC.

4.PART NO.

MUYF-05*T-4BHUA233

1:Au 1U*
6:Au 30U*
T:TIN
N:NICKEL

W:WHITE
B:BLACK
1:PBT
2:PA6T
3:PA9T
4:LCP

Bill of materials:

NO	PARTS	MATERIAL	QTY	FINISHING
3	SHELL	COPPER ALLOY	1	PLATED TIN
2	HOUSING	LCP+30%GF	1	UL94V-0
1	TERMINAL	COPPER ALLOY	5	PLATED GOLD

X. ±0.35	X.* ±2*	UNITS	mm
.X ±0.30	.X* ±1*	MAT'L	
.XX ±0.25	.XX*	SEE NOTE	
.XXX ±0.15	.XXX*	FINISH	
THESE DRAWINGS AND SPECIFICATIONS ARE THE PROPERTY OF ACCURATE INDDTECH INC AND SHALL NOT BE REPRODUCED, COPIED OR USED IN ANY MANNER WITHOUT THE PRIOR WRITTEN CONSENT OF ACCURATE INDDTECH INC			
Q'TY		SEE NOTE	

东莞市腾兴电子有限公司			
TITLE:	MICRO USB B TYPE F 5P SMT破板式1.6 四只脚	PART NO.:	MUYF-05XT-4BHUA233
DR:	Ricky 2018/9/7	DWG NO.:	AII-HUA233
CHKD:	Ricky 2018/9/7	SCALE	SHEET
APPD:		5:1	1/1
		REV.	A
		CUSTOMER DRAWING	