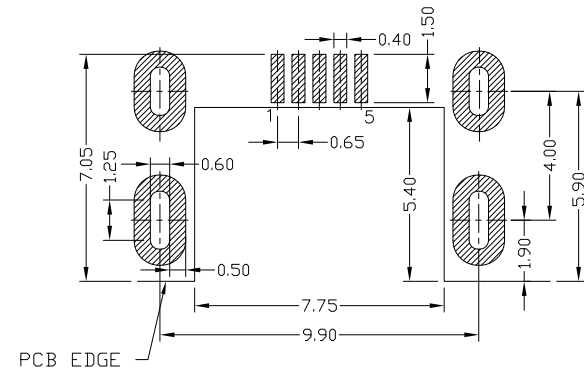
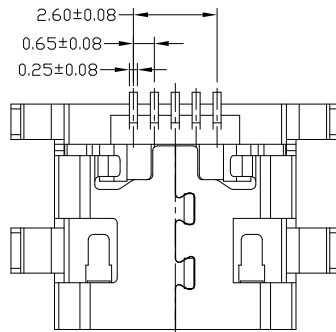
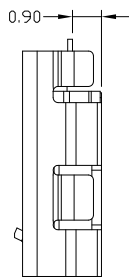
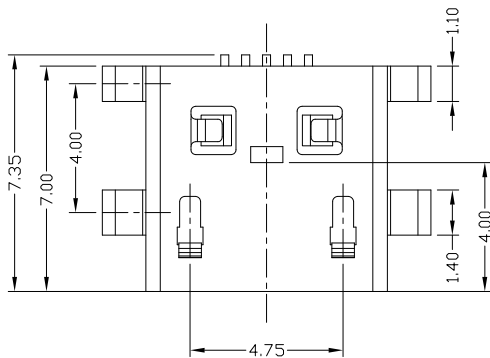
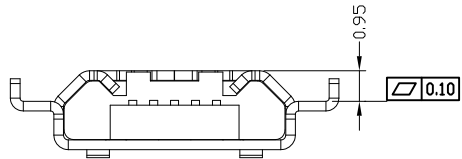
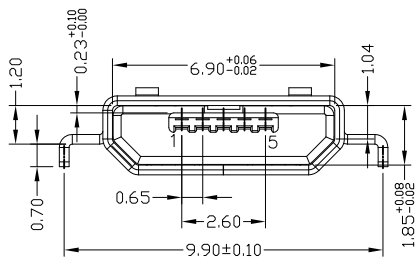

RoHS Compliant
 Process Capable 2002/95/EC
Halogen Free

| REV. | ECN. | NO. | APPD. |
|------|------|-----|-------|
| | | | |
| | | | |
| | | | |



RECOMMENDED PCB LAYOUT
 TOLERANCE: ±0.03



NOTES:

1.ELECTRICAL:

- 1)VOLTAGE CURRENT RATING: PIN1&5 1.8AMP MAX / PIN2&3&4 1AMP MAX. ,30V AC;
- 2)INSULATION RESISTANCE: 100MΩ MIN;
- 3)CONTACT RESISTANCE: 30mΩ MAX;
- 4)WITHSTANDING VOLTAGE: 100V AC; FOR 1 MIN.
- 5)OPERATING TEMPERATURE: -30°C TO +80°C.

2.Mechanical:

- 1)Mating Force: 35N MAX
- 2)Unmating Force: 10N MIN.

3.DIMENSIONS MARKED "▼" TO BE

CHECKED BY Q.C & IPQC.

4.PART NO.

MUYF-05*T-4BHUA537

- | | |
|------------|----------|
| 1: Au 1U" | W: WHITE |
| 6: Au 30U" | B: BLACK |
| T: TIN | 1: PBT |
| N: NICKEL | 2: PA6T |
| | 3: PA9T |
| | 4: LCP |

Bill of materials:

| NO | PARTS | MATERIAL | QTY | FINISHING | UNITS | mm | 东莞市腾兴电子有限公司 | | | | |
|----|----------|--------------|-----|-------------|------------|---------|-------------|--|--|--|--|
| 3 | SHELL | COPPER ALLOY | 1 | PLATED TIN | X. ±0.35 | X.' ±2' | MAT'L | TITLE: MICRO USB B TYPE F 5P SMT沉板0.9 平口端子加长0.3 | | PART NO.: MUYF-05*T-4BHUA537 | |
| 2 | HOUSING | LCP+30%GF | 1 | UL94V-0 | .X ±0.30 | .X' ±1' | SEE NOTE | DR: Ricky 2018/5/3 | | DWG NO.: AII-HUA537 | |
| 1 | TERMINAL | COPPER ALLOY | 5 | PLATED GOLD | .XX ±0.25 | .XX' | SEE NOTE | CHKD: Ricky 2018/5/3 | | SCALE SHEET REV. CUSTOMER 5:1 1/1 A DRAWING | |
| | | | | | .XXX ±0.15 | .XXX' | Q'TY | APPD: | | | |

THESE DRAWINGS AND SPECIFICATIONS ARE THE PROPERTY OF ACCURATE INNDTECH AND SHALL NOT BE REPRODUCED, COPIED OR USED IN ANY MANNER WITHOUT THE PRIOR WRITTEN CONSENT OF ACCURATE INNDTECH INC

