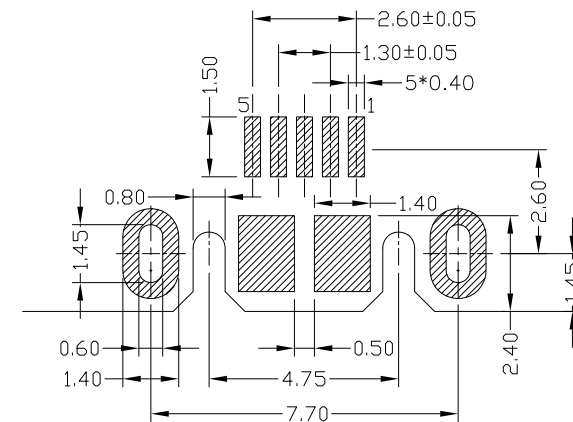
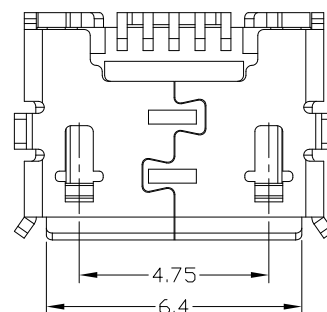
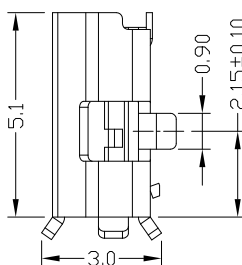
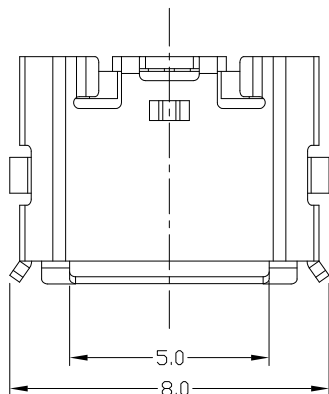
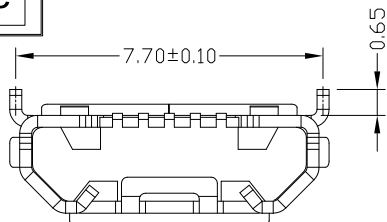




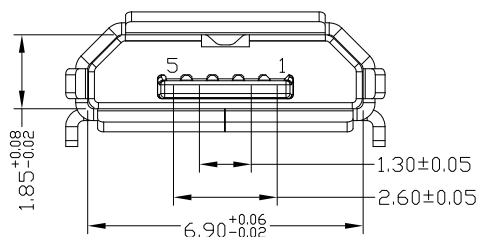
RoHS  
Compliant  
2002/95/EC

Halogen Free

REV.	ECN. NO.	APPD.



RECOMMENDED PCB LAYOUT



NOTES:

1.ELECTRICAL:

- 1)VOLTAGE CURRENT RATING: PIN1&5 1.8AMP MAX / PIN2&3&4 1AMP MAX. ,30V AC;
- 2)INSULATION RESISTANCE: 100MΩ MIN;
- 3)CONTACT RESISTANCE: 30mΩ MAX;
- 4)WITHSTANDING VOLTAGE: 100V AC; FOR 1 MIN.
- 5)OPERATING TEMPERATURE: -30°C TO +80°C.

2.Mechanical:

- 1)Mating Force: 35N MAX
- 2)Unmating Force: 10N MIN.

3.DIMENSIONS MARKED "▼" TO BE CHECKED BY Q.C & IPQC.

4.PART NO.

MUYF-05\*N-4BHUA653

- 1:Au 1U"
- 6:Au 30U"
- T:TIN
- N:NICKEL
- W:WHITE
- B:BLACK
- 1:PBT
- 2:PA6T
- 3:PA9T
- 4:LCP

Bill of materials:

NO	PARTS	MATERIAL	QTY	FINISHING
3	SHELL	STAINLESS STEEL	1	PLATED NICKEL
2	HOUSING	LCP+30%GF	1	UL94V-0
1	TERMINAL	COPPER ALLOY	5	PLATED GOLD
NO	PARTS	MATERIAL	QTY	FINISHING

X. ±0.35	X.' ±2'	UNITS	mm
.X ±0.30	.X' ±1'	MAT'L	SEE NOTE
.XX ±0.25	.XX'	FINISH	SEE NOTE
.XXX ±0.15	.XXX'	Q'TY	SEE NOTE

THESE DRAWINGS AND SPECIFICATIONS ARE THE PROPERTY OF ACCURATE INDDTECH INC AND SHALL NOT BE REPRODUCED, COPIED OR USED IN ANY MANNER WITHOUT THE PRIOR WRITTEN CONSENT OF ACCURATE INDDTECH INC

东莞市腾兴电子有限公司			
TITLE:	MIRCO USB B TYPE F 5P 反向 两脚插7.7 脚长0.65短针	PART NO.:	MUYF-05*N-4BHUA653
DR:	Ricky 2018/3/28	DWG NO.:	AII-HUA653
CHKD:	Ricky 2018/3/28	SCALE	SHEET
APPD:		1:1	1/1
		REV.	A
		CUSTOMER DRAWING	