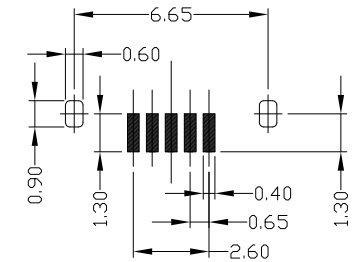
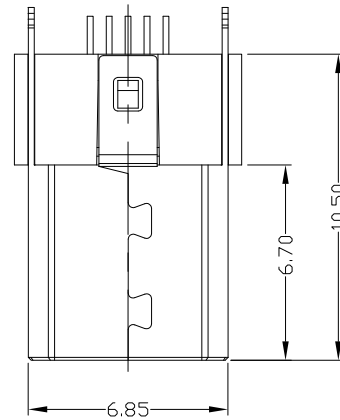
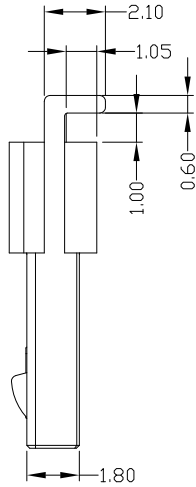
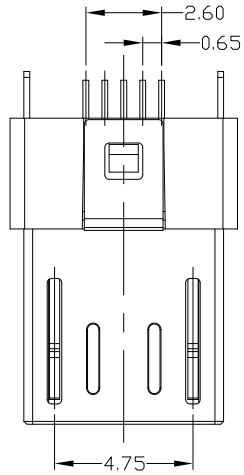
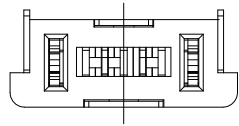


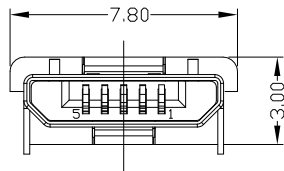


RoHS  
Compliant  
2002/95/EC

REV.	ECN.	NO.	APPD.



RECOMMENDED PCB LAYOUT



NOTES:

- ELECTRICAL:
  - VOLTAGE CURRENT RATING: 1.5AMP,250V AC;
  - INSULATION RESISTANCE: 1000MΩ MIN;
  - CONTACT RESISTANCE: 30mΩ MAX;
  - WITHSTANDING VOLTAGE: 500V AC;
  - OPERATING TEMPERATURE:-20°C TO +85°C.
- Mechanical:
  - Mating Force: 35N MAX.
  - Unmating Force: 10N MIN.
- DIMENSIONS MARKED "▼" TO BE CHECKED BY Q.C & IPQC.

4. PART NO.

MUYM-05\*N-4BVH10  
 1#Au 1U\* 1PBT 2#PAST  
 6#Au 30U\* 3#PAST 4#LCP

Bill of materials:

NO	PARTS	MATERIAL	QTY	FINISHING
4	HOOK	STAINLESS STEEL	2	
3	HOUSING	LCP+30%GF	1	
2	SHELL	STAINLESS STEEL	1	PLATED NICKEL
1	TERMINAL	COPPER ALLOY	5	PLATED GOLD/TIN

X.	.X	.XX	.XXX
±0.3	±0.2	±0.15	±0.10
* ±2°	* ±1°	*	*

THESE DRAWINGS AND SPECIFICATIONS ARE THE PROPERTY OF ACCURATE INNOTECH INC AND SHALL NOT BE REPRODUCED, COPIED OR USED IN ANY MANNER WITHOUT THE PRIOR WRITTEN CONSENT OF ACCURATE INNOTECH INC.

UNITS	东莞市腾兴电子有限公司			
mm	TITLE: MICRO USB 5P BM 超薄插头		PART NO.: MUYM-05*N-4BVH10	
MAT'L	DR: Ricky 2014/04/23		DWG NO.: AII-VH10	
SEE NOTE	CHKD: Ricky 2014/04/23		SCALE	SHEET
FINISH	APPD:		1:1	1/1
SEE NOTE			REV.	CUSTOMER
			B	DRAWING