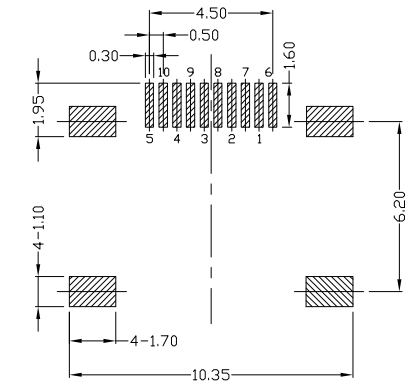
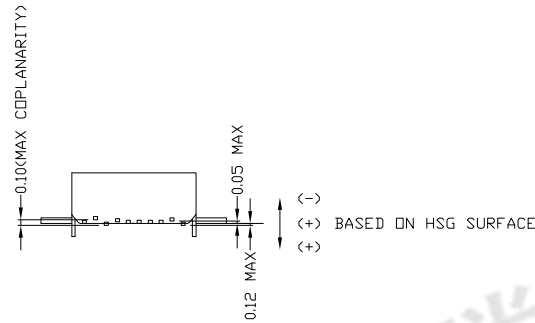
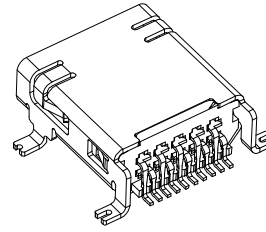
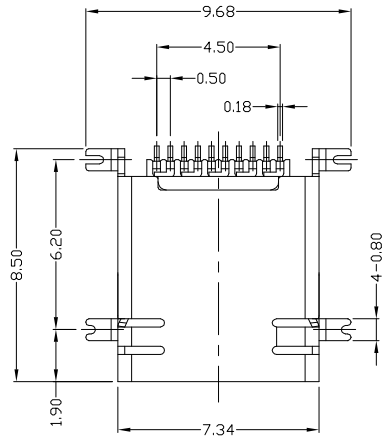




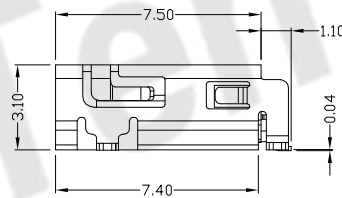
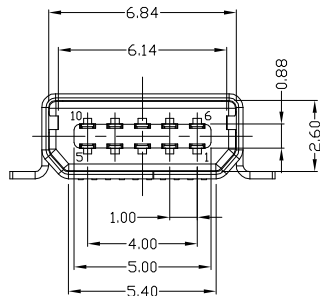
RoHS  
Compliant  
2002/95/EC

REV.	ECN.	NO.	APPD.



RECOMMENDED PCB LAYOUT(TOP SIDE)

TOLERANCE=±0.05



NOTES:

- ELECTRICAL:
  - VOLTAGE CURRENT RATING: 1.0AMP,100V AC;
  - INSULATION RESISTANCE: 100MΩ MIN;
  - CONTACT RESISTANCE: 50mΩ MAX;
  - WITHSTANDING VOLTAGE: 100V AC;
  - OPERATING TEMPERATURE:-30°C TO +80°C.
- Mechanical:
  - Mating Force: 35N MAX
  - Unmating Force: 7N MIN.
- DIMENSIONS MARKED "▼" TO BE CHECKED BY Q.C & IPQC.

4.PART NO.

MUNF-101T-4BVS40

1:Au 1U"  
6:Au 30U"

W:WHITE  
B:BLACK  
1:PBT  
2:PA6T  
3:PA9T  
4:LCP

Bill of materials:

NO	PARTS	MATERIAL	QTY	FINISHING	X. ±0.35	X.' ±2'	UNITS	东莞市腾兴电子有限公司				
3	HOUSING	LCP+30%GF	1	UL94V-0	.X ±0.3	.X' ±1'	mm	TITLE:		PART NO.:		
2	SHELL	COPPER ALLOY	1	PLATED TIN	.XX ±0.25	.XX'	MAT'L	MINI USB 10PIN FEMALE SMT TYPE		MUNF-101T-4BVS40		
1	TERMINAL	COPPER ALLOY	10	PLATED GOLD/TIN	.XXX ±0.15	.XXX'	FINISH	DR: gan 2018/07/12		DWG NO.:		
THESE DRAWINGS AND SPECIFICATIONS ARE THE PROPERTY OF ACCURATE INNOTECH INC AND SHALL NOT BE REPRODUCED, COPIED OR USED IN ANY MANNER WITHOUT THE PRIOR WRITTEN CONSENT OF ACCURATE INNOTECH INC.							Q'TY	CHKD: gan 2018/07/12		AII-VS40		
								APPD:	SCALE	SHEET	REV.	CUSTOMER
									1:1	1/1	B	DRAWING