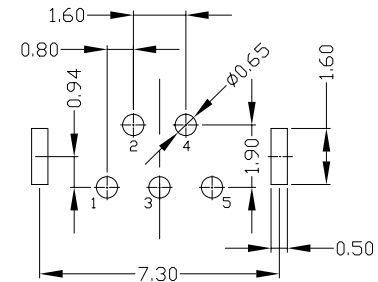
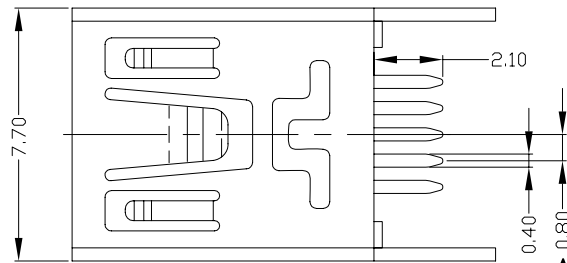


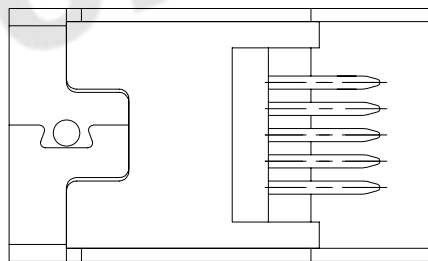
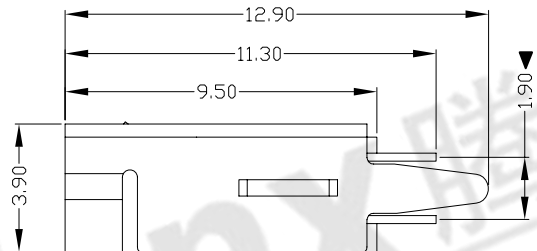
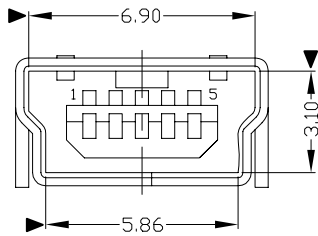


RoHS
Compliant
2002/95/EC

| REV. | ECN. | NO. | APPD. |
|------|------|-----|-------|
| | | | |
| | | | |



RECOMMENDED PCB LAYOUT



NOTES:

1. ELECTRICAL:

- 1) VOLTAGE CURRENT RATING: 1.0AMP,30V AC;
- 2) INSULATION RESISTANCE: 100MΩ MIN;
- 3) CONTACT RESISTANCE: 50mΩ MAX;
- 4) WITHSTANDING VOLTAGE: 300V AC;
- 5) OPERATING TEMPERATURE:-55°C TO +85°C.

2. Mechanical:

- 1) Mating Force: 30N MAX
- 2) Unmating Force: 7N MIN.

3. DIMENSIONS MARKED "▼" TO BE CHECKED BY Q.C & IPQC.

4.PART NO.

MUBF-05*N-4BP81

1:Au 1U"
6:Au 30U"

W:WHITE
B:BLACK

1:PBT
2:PA6T
3:PA9T
4:LCP

Bill of materials:

| NO | PARTS | MATERIAL | QTY | FINISHING | UNITS | mm | 东莞市腾兴电子有限公司 | | | | |
|----|----------|--------------|-----|-----------------|------------|---------|-------------|--|-------|------|------------------|
| 3 | HOUSING | LCP | 1 | UL94V-0 | X. ±0.35 | X.* ±2* | MAT'L | TITLE: MINI USB 5P/F 180° B型 (直尖脚) PART NO.: MUBF-05*N-4BP81 | | | |
| 2 | SHELL | COPPER ALLOY | 1 | PLATED NICKEL | .X ±0.3 | .X* ±1* | | | | | |
| 1 | TERMINAL | COPPER ALLOY | 5 | PLATED GOLD/TIN | .XXX ±0.15 | .XXX* | FINISH | DR: gan 2012/7/02 DWG NO.: AII-P81 | | | |
| | | | | | | | SEE NOTE | CHKD: gan 2012/7/02 | | | |
| | | | | | | | Q'TY | APPD: gan 2012/7/02 | | | |
| | | | | | | | | SCALE | SHEET | REV. | CUSTOMER DRAWING |
| | | | | | | | | 1:1 | 1/1 | B | |

THESE DRAWINGS AND SPECIFICATIONS ARE THE PROPERTY OF ACCURATE INNTECH INC AND SHALL NOT BE REPRODUCED, COPIED OR USED IN ANY MANNER WITHOUT THE PRIOR WRITTEN CONSENT OF ACCURATE INNTECH INC.

