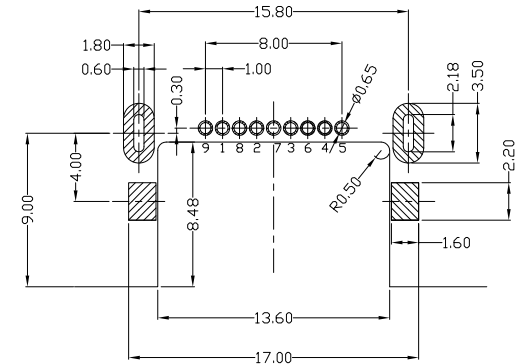
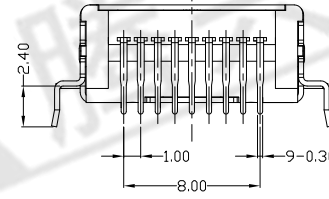
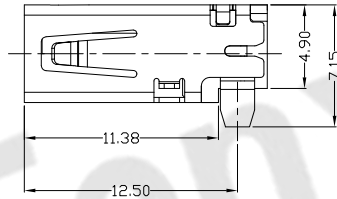
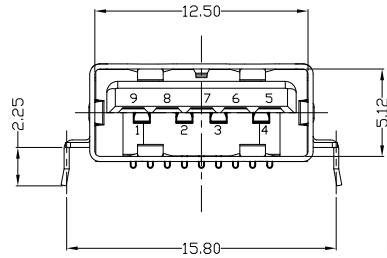
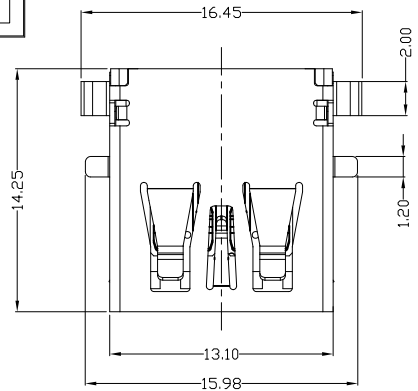


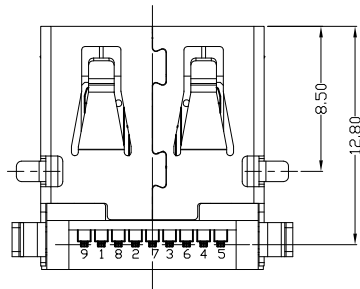


RoHS
Compliant
2002/95/EC

REV.	ECN.	NO.	APPD.



RECOMMENDED PCB LAYOUT(1.0~1.60±0.05)



NOTES:

- ELECTRICAL:
 - VOLTAGE CURRENT RATING:1.5AMP,30V AC;
 - INSULATION RESISTANCE: 1000MΩ MIN;
 - CONTACT RESISTANCE: 30mΩ MAX;
 - WITHSTANDING VOLTAGE: 500V AC;
 - OPERATING TEMPERATURE:-25°C TO +85°C.
- Mechanical:
 - Mating Force: 35N MAX
 - Unmating Force: 10N MIN.
- NOTE:1.DIMENSIONS MARKED "▼" TO BE CHECKED BY Q.C & IPQC.

4.PART NO.

USAF-091N-4BLRS45
 1:Au 1U*
 5:Au 15u*
 6:Au 30U*
 1:PBT
 2:PA6T
 3:PA9T
 4:LCP

Bill of materials:

NO	PARTS	MATERIAL	QTY	FINISHING	UNITS	mm	东莞市腾兴电子有限公司						
4	HOUSING	LCP+30%GF	1	UL94V-0	X. ±0.35	X.' ±2*	MAT'L	TITLE: USB 3.0 AF 沉板 H4.90 DIP 无卷边 蓝胶		PART NO.: USAF-091N-4BLRS45			
3	SHELL	COPPER ALLOY	1	PLATED NICKEL	.X ±0.3	.X' ±1*		SEE NOTE	DR: gan 2018/07/12		DWG NO.: AII-RS45		
2	TERMINAL(4P)	COPPER ALLOY	4	PLATED GOLD/TIN	.XX ±0.25	.XX*	FINISH	CHKD: gan 2018/07/12		SCALE	SHEET	REV.	CUSTOMER
1	TERMINAL(5P)	COPPER ALLOY	5	PLATED GOLD/TIN	.XXX ±0.15	.XXX*	SEE NOTE	APPD:		1:1	1/1	B	DRAWING
THESE DRAWINGS AND SPECIFICATIONS ARE THE PROPERTY OF ACCURATE INNOTECH INC AND SHALL NOT BE REPRODUCED, COPIED OR USED IN ANY MANNER WITHOUT THE PRIOR WRITTEN CONSENT OF ACCURATE INNOTECH INC					Q'TY								