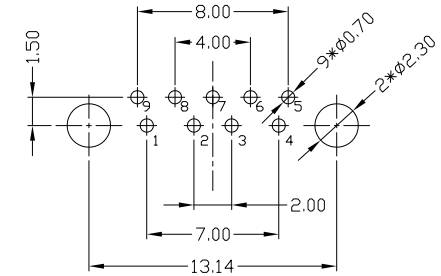
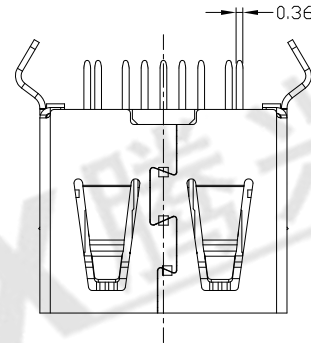
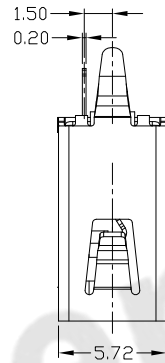
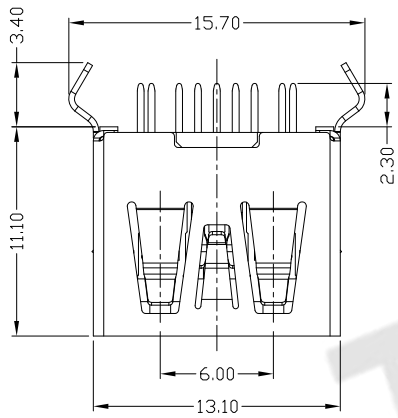
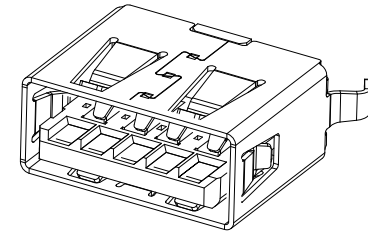
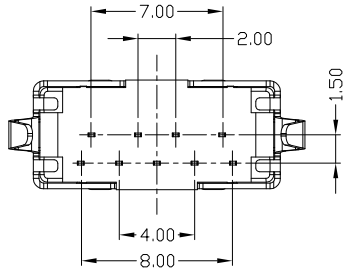




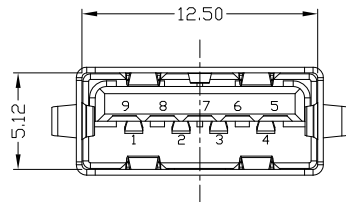
RoHS
Compliant
2002/95/EC

REV.	ECN.	NO.	APPD.

PIN NUMBER	SIGNAL NAME
1	VBUS
2	D-
3	D+
4	GND
5	STDA_SSRX-
6	STDA_SSRX+
7	GND_DRAIN
8	STDA_SSTX-
9	STDA_SSTX+
Shell	Shield



RECOMMENDED PCB LAYOUT



NOTES:

1. ELECTRICAL:

- 1) CURRENT RATING: 1.5 AMP;
- 2) INSULATION RESISTANCE: 100MΩ MIN;
- 3) CONTACT RESISTANCE: 30mΩ MAX;
- 4) WITHSTANDING VOLTAGE: 100V AC;
- 5) OPERATING TEMPERATURE: -20°C ~ +60°C.

2. Mechanical:

- 1) Mating Force: 35N MAX
- 2) Unmating Force: 10N MIN.

3. DIMENSIONS MARKED "▼" TO BE CHECKED BY Q.C & IPQC.

4. PART NO.

USAF-09*N-3BLPC13

1Au 1U'
5Au 15U'
6Au 30U'

W:WHITE
B:BLACK
BL:BLUE

1PBT
2PA6T
3PA9T
4LCP

Bill of materials:

NO	PARTS	MATERIAL	QTY	FINISHING	X.	X.* ±2'	UNITS	mm	东莞市腾兴电子有限公司					
					.X ±0.35	.X' ±1'							MAT'L	
3	SHELL	COPPER ALLOY	1	PLATED NICKEL	.X ±0.3	.X' ±1'	SEE NOTE	SEE NOTE	TITLE:	PART NO.: USAF-09*N-3BLPC13				
2	TERMINAL	COPPER ALLOY	9	PLATED GOLD/TIN	.XX ±0.25	.XX'	SEE NOTE	SEE NOTE	DR:	USAF-09*N-3BLPC13				
1	HOUSING	PA9T/LCP/PBT	1	UL94V-0	.XXX ±0.15	.XXX'	SEE NOTE	SEE NOTE	DR:	AII-PC13				
THESE DRAWINGS AND SPECIFICATIONS ARE THE PROPERTY OF ACCURATE INNOVATECH INC AND SHALL NOT BE REPRODUCED, COPIED OR USED IN ANY MANNER WITHOUT THE PRIOR WRITTEN CONSENT OF ACCURATE INNOVATECH INC.									Q'TY	CHKD:	SCALE SHEET REV. CUSTOMER DRAWING			
									APPD:	1:1 1/1 B				