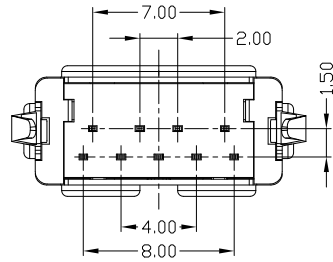


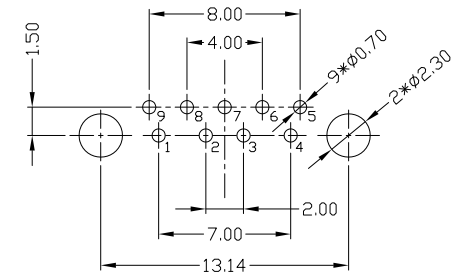
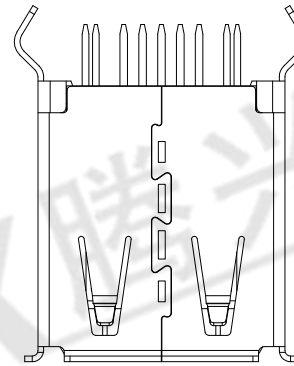
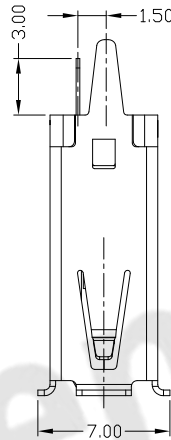
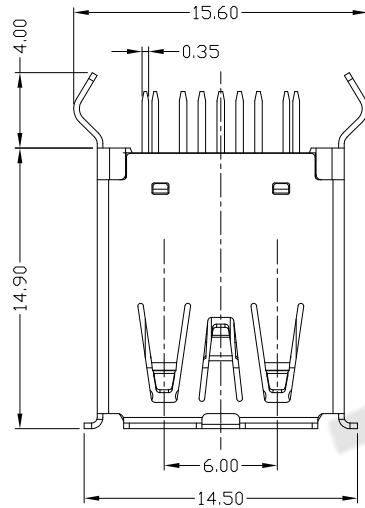


RoHS  
Compliant  
2002/95/EC

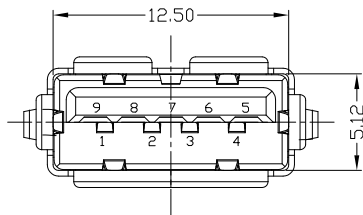
REV.	ECN. NO.	APPD.



PIN NUMBER	SIGNAL NAME
1	VBUS
2	D-
3	D+
4	GND
5	STDA_SSRX-
6	STDA_SSRX+
7	GND_DRAIN
8	STDA_SSTX-
9	STDA_SSTX+
Shell	Shield



RECOMMENDED PCB LAYOUT



NOTES:

1. ELECTRICAL:

- 1) CURRENT RATING: 1.5AMP;
- 2) INSULATION RESISTANCE: 100MΩ MIN;
- 3) CONTACT RESISTANCE: 30mΩ MAX;
- 4) WITHSTANDING VOLTAGE: 100V AC;
- 5) OPERATING TEMPERATURE: -40°C ~ +85°C.

2. Mechanical:

- 1) Mating Force: 35N MAX
- 2) Unmating Force: 10N MIN.

3. DIMENSIONS MARKED "▼" TO BE CHECKED BY Q.C & IPQC.

4. PART NO.

USAF-09\*N-4BLPC10

1Au 1U'  
5Au 15U'  
6Au 30U'

W: WHITE  
B: BLACK  
BL: BLUE

1PBT  
2PA6T  
3PA9T  
4LCP

Bill of materials:

NO	PARTS	MATERIAL	QTY	FINISHING	X. ±0.35	X.' ±2'	UNITS	东莞市腾兴电子有限公司					
					.X ±0.3	.X' ±1'	mm						
3	SHELL	COPPER ALLOY	1	PLATED NICKEL	.XX ±0.25	.XX'	MAT'L	TITLE: USB 3.0 AF 180度DIP H=14.9 卷边		PART NO.: USAF-09*N-4BLPC10			
2	TERMINAL	COPPER ALLOY	9	PLATED GOLD/TIN	.XXX ±0.15	.XXX'	SEE NOTE	DR: gan 2016/08/30		DWG NO.: AII-PC10			
1	HOUSING	LCP/PBT/PA9T	1	UL94V-0	THESE DRAWINGS AND SPECIFICATIONS ARE THE PROPERTY OF ACCURATE INNOVTECH INC AND SHALL NOT BE REPRODUCED, COPIED OR USED IN ANY MANNER WITHOUT THE PRIOR WRITTEN CONSENT OF ACCURATE INNOVTECH INC.			CHKD: gan 2016/08/30		SCALE	SHEET	REV.	CUSTOMER DRAWING
								Q'TY	APPD:	1:1	1/1	B	