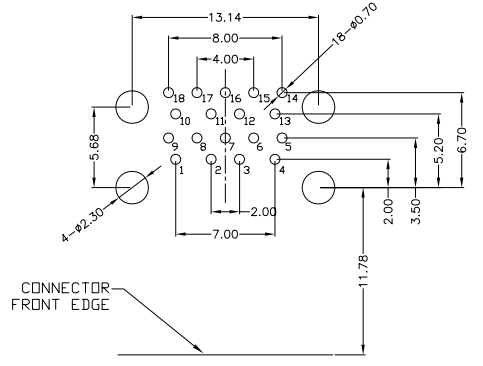
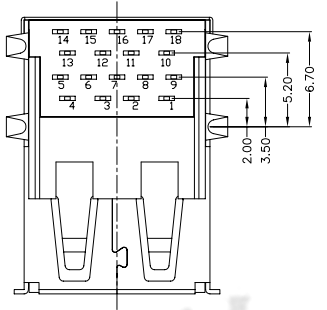
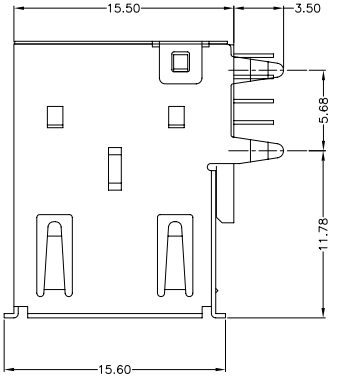
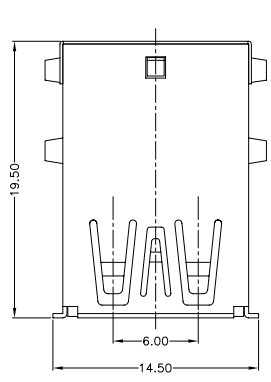


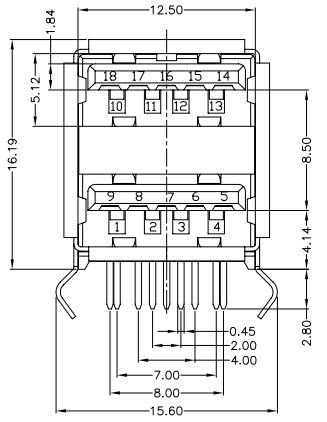


RoHS
Compliant
2002/95/EC

REV.	ECN. NO.	APPD.



RECOMMENDED PCB LAYOUT



Pin Number	Signal Name	Pin Number	Signal Name
1/10	VBUS	5/14	SSRX-
2/11	D-	6/15	SSRX+
3/12	D+	7/16	GND
4/13	GND	8/17	SSTX-
Shell	Shield	9/18	SSRT+

- NOTES:
- ELECTRICAL:
 - VOLTAGE CURRENT RATING:1.8AMP,30V AC;
 - INSULATION RESISTANCE: 1000MΩ MIN;
 - CONTACT RESISTANCE: 30mΩ MAX;
 - WITHSTANDING VOLTAGE: 500V AC;
 - OPERATING TEMPERATURE:-55°C TO +85°C.
 - Mechanical:
 - Mating Force: 35N MAX
 - Unmating Force: 10N MIN.
 - NOTE:1.DIMENSIONS MARKED "▼" TO BE CHECKED BY Q.C & IPQC.

4.PART NO.
USAF-18*N-1BLR31
W:WHITE
B:BLACK
BL:BLUE
1:Au 1U*
5:Au 15u*
6:Au 30U*
1:PBT
2:PA6T
3:PA9T
4:LCP
5:PA46

Bill of materials:

NO	PARTS	MATERIAL	QTY	FINISHING
6	BACK CORK	PBT+30%GF	1	UL94V-0
5	CLIP	STAINLESS STEEL	1	PLATED NICKEL
4	BACK COVER	STAINLESS STEEL	1	PLATED NICKEL
3	HOUSING	PBT+30%GF	1	UL94V-0
2	SHELL	COPPER ALLOY	1	PLATED NICKEL
1	TERMINAL	COPPER ALLOY	18	PLATED GOLD/TIN

UNITS	mm
X. ±0.35	X.' ±2'
.X ±0.3	.X' ±1'
.XX ±0.25	.XX'
.XXX ±0.15	.XXX'

东莞市腾兴电子有限公司			
TITLE: USB AF3.0 90° 双层插板式(2.8)		PART NO.: USAF-18*N-1BLR31	
DR: gan 2014/07/08		DWG NO.: AII-R31	
CHKD: gan 2014/07/08		SCALE: 1:1	SHEET: 1/1
APPD:		REV.: B	CUSTOMER DRAWING

THESE DRAWINGS AND SPECIFICATIONS ARE THE PROPERTY OF ACCURATE INNOVATECH INC AND SHALL NOT BE REPRODUCED, COPIED OR USED IN ANY MANNER WITHOUT THE PRIOR WRITTEN CONSENT OF ACCURATE INNOVATECH INC

