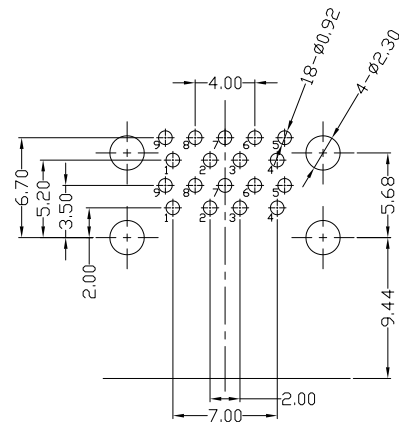
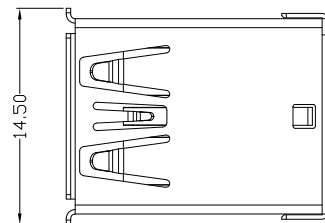




RoHS
Compliant
2002/95/EC

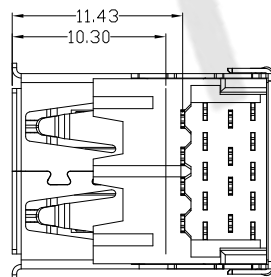
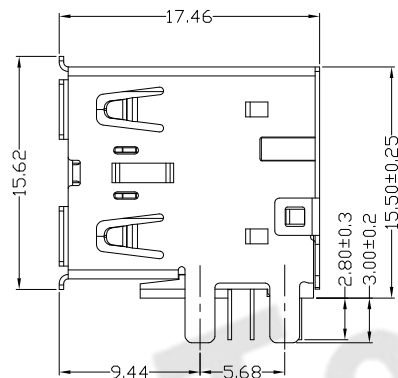
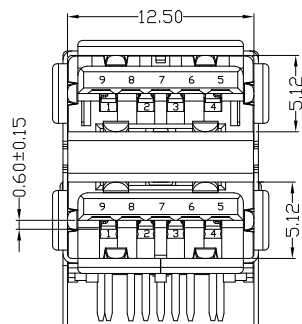
REV.	ECN.	NO.	APPD.



RECOMMEND P.C.B. LAYOUT

PIN ASSIGNMENT:

PIN NO.	1	2	3	4	5	6	7	8	9
	10	11	12	13	14	15	16	17	18
Signal Name	VBUS	D-	D+	GND	STDA_SSRX-	STDA_SSRX+	GND_DRAIN	STDA_SSTX-	STDA_SSTX+
Remark	USB2 Contact Pin				USB3 Contact Pin				



NOTES:

- ELECTRICAL:
 - VOLTAGE CURRENT RATING: 1.8AMP, 30V AC;
 - INSULATION RESISTANCE: 100MΩ MIN;
 - CONTACT RESISTANCE: 30mΩ MAX; INITIAL FOR VBUS AND GND CONTACTS. 50mΩ MAX; INITIAL FOR ALL OTHER CONTACTS.
 - WITHSTANDING VOLTAGE: 100V AC;
 - OPERATING TEMPERATURE: -55°C TO +85°C.

4. PART NO.

USAF-18XN-3BLRA2
 1:Au 1U*
 5:Au 15U*
 6:Au 30U*
 W:WHITE
 B:BLACK
 BL:BLUE
 1:PBT
 2:PA6T
 3:PA9T
 4:LCP

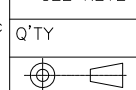
- Mechanical:
 - Mating Force: 35N MAX
 - Unmating Force: 10N MIN.
 - Durability: 1,500 cycles
- DIMENSIONS MARKED "▼"
TO BE CHECKED BY Q.C & IPQC.

Bill of materials:

NO	PARTS	MATERIAL	QTY	FINISHING
6	CLIP	STAINLESS STEEL	1	
5	HOUSING	PA9T+30%GF	1	UL94V-0
4	BACK COVER	STAINLESS STEEL	1	PLATED NICKEL
3	SHELL	STAINLESS STEEL	1	PLATED NICKEL
2	TERMINAL	COPPER ALLOY	10	PLATED GOLD/TIN
1	TERMINAL	COPPER ALLOY	8	PLATED GOLD/TIN

	.X ±0.35	X.' ±2'	UNITS	mm
	.XX ±0.30	.X' ±1'	MAT'L	
	.XXX ±0.20	.XX'	SEE NOTE	
		.XXX'	FINISH	
			SEE NOTE	
			Q'TY	

THESE DRAWINGS AND SPECIFICATIONS ARE THE PROPERTY OF ACCURATE INNOVATION AND SHALL NOT BE REPRODUCED, COPIED OR USED IN ANY MANNER WITHOUT THE PRIOR WRITTEN CONSENT OF ACCURATE INNOVATION INC.



东莞市腾兴电子有限公司

TITLE:	USB AF3.0 双层90度直脚	PART NO.:	USAF-18XN-3BLRA2
DR:	Ricky 2019/02/13	DWG NO.:	AII-RA2
CHKD:	Ricky 2019/02/13	SCALE	1:1
APPD:		SHEET	1/1
		REV.	B
		CUSTOMER DRAWING	