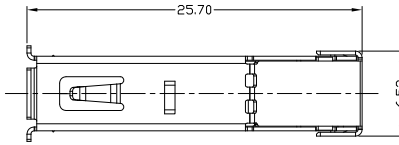
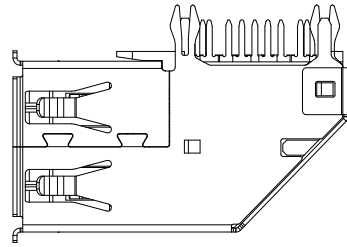
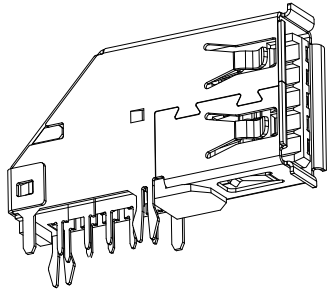


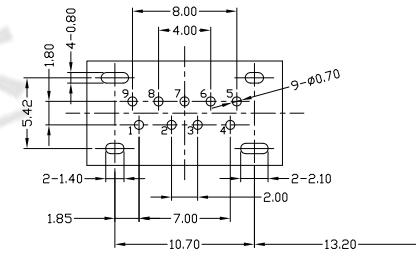
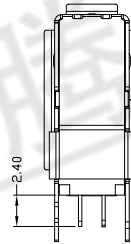
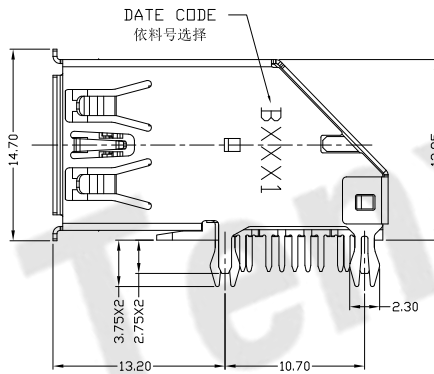
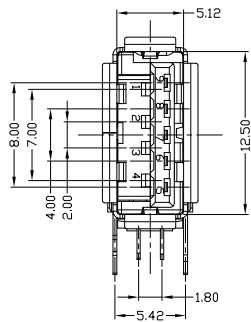


RoHS
Compliant
2002/95/EC

REV.	ECN.	NO.	APPD.



Pin Number	Signal Name	Pin Number	Signal Name
1	VBUS	5	SSRX-
2	D-	6	SSRX+
3	D+	7	GND
4	GND	8	SSTX-
Shell	Shield	9	SSRT+



RECOMMENDED PCB LAYOUT

NOTES:

- ELECTRICAL:
 - CURRENT RATING: 1.8AMP;
 - INSULATION RESISTANCE: 100MΩ MIN;
 - CONTACT RESISTANCE: 50mΩ MAX;
 - WITHSTANDING VOLTAGE: 100V AC;
 - OPERATING TEMPERATURE: -55°C ~ +85°C.
- Mechanical:
 - Mating Force: 35N MAX
 - Unmating Force: 10N MIN.
- DIMENSIONS MARKED "▼" TO BE CHECKED BY Q.C & IPQC.

4. PART NO.

USAF-09*N-4BLCC10

1Au 10"	W:WHITE
5Au 15U"	B:BLACK
6Au 30U"	BL:BLUE
	1PBT
	2*PA6T
	3*PA9T
	4LCP

Bill of materials:

NO	PARTS	MATERIAL	QTY	FINISHING	UNITS	mm	东莞市腾兴电子有限公司						
4	SHELL	STAINLESS STEEL	1	PLATED NICKEL	X. ±0.35	X.' ±2'	SEE NOTE	TITLE:		PART NO.:			
3	TERMINAL2	COPPER ALLOY	5	PLATED GOLD/TIN	.X ±0.3	.X' ±1'		USB 3.0 AF 90度 侧插式 外壳卷边 小鱼叉脚		USAF-09*N-4BLCC10			
2	TERMINAL1	COPPER ALLOY	4	PLATED GOLD/TIN	.XX ±0.25	.XX'		DR: gan 2016/08/30		DWG NO.: AII-CC10			
1	HOUSING	LCP/PBT+30%GF	1	UL94V-0	.XXX ±0.15	.XXX'	SEE NOTE	CHKD: gan 2016/08/30		SCALE	SHEET	REV.	CUSTOMER DRAWING
							Q'TY	APPD:		1:1	1/1	B	

THESE DRAWINGS AND SPECIFICATIONS ARE THE PROPERTY OF ACCURATE INNOVATION INC AND SHALL NOT BE REPRODUCED, COPIED OR USED IN ANY MANNER WITHOUT THE PRIOR WRITTEN CONSENT OF ACCURATE INNOVATION INC.

