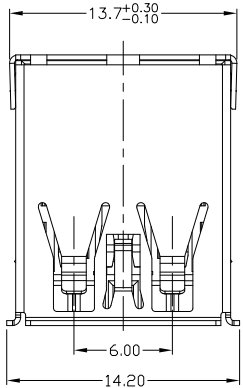


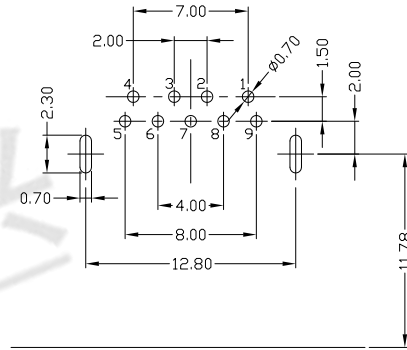
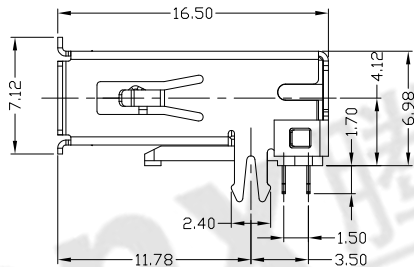
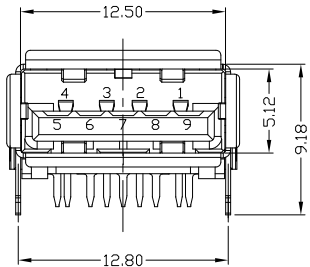
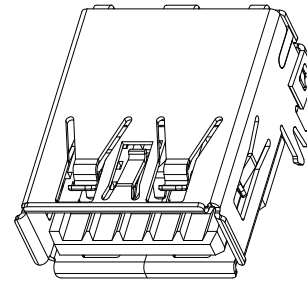


RoHS
Compliant
2002/95/EC

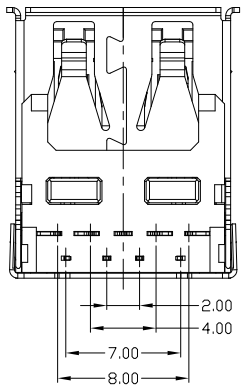
REV.	ECN.	NO.	APPD.



PIN NUMBER	SIGNAL NAME
1	VBUS
2	D-
3	D+
4	GND
5	STDA_SSRX-
6	STDA_SSRX+
7	GND_DRAIN
8	STDA_SSTX-
9	STDA_SSTX+
Shell	Shield



RECOMMENDED PCB LAYOUT



NOTES:

- ELECTRICAL:
 - CURRENT RATING:1.5AMP;
 - INSULATION RESISTANCE: 100MΩ MIN;
 - CONTACT RESISTANCE: 30mΩ MAX;
 - WITHSTANDING VOLTAGE: 100V AC;
 - OPERATING TEMPERATURE:-40°C ~ +85°C.
- Mechanical:
 - Mating Force: 35N MAX
 - Unmating Force: 10N MIN.
- DIMENSIONS MARKED "▼" TO BE CHECKED BY Q.C & IPQC.

4. PART NO.

USAF-09*N-4BLRC110

1Au 1U*
5Au 15U*
6Au 30U*

W:WHITE
B:BLACK
BL:BLUE
1-PBT
2-PA6T
3-PA9T
4-LCP

Bill of materials:

NO	PARTS	MATERIAL	QTY	FINISHING	X. ±0.35	X.* ±2*	UNITS	东莞市腾兴电子有限公司	
					.X ±0.3	.X.* ±1*	mm		
3	SHELL	STAINLESS STEEL	1	PLATED NICKEL	.XX ±0.25	.XX*	MAT'L	TITLE: USB 3.0 AF DIP 90度 反向卷边 鱼叉脚	
2	TERMINAL	COPPER ALLOY	9	PLATED GOLD/TIN	.XXX ±0.15	.XXX*	SEE NOTE		PART NO.: USAF-09*N-4BLRC110
1	HOUSING	LCP+30%GF	1	UL94V-0	THESE DRAWINGS AND SPECIFICATIONS ARE THE PROPERTY OF ACCURATE INNOVTECH INC AND SHALL NOT BE REPRODUCED, COPIED OR USED IN ANY MANNER WITHOUT THE PRIOR WRITTEN CONSENT OF ACCURATE INNOVTECH INC.			DR: gan 2016/08/30	
NO PARTS MATERIAL QTY FINISHING								FINISH	DWG NO.: AII-RC110
								Q'TY	CHKD: gan 2016/08/30
								APPD:	SCALE SHEET REV. CUSTOMER DRAWING 1:1 1/1 B