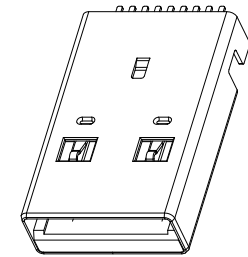
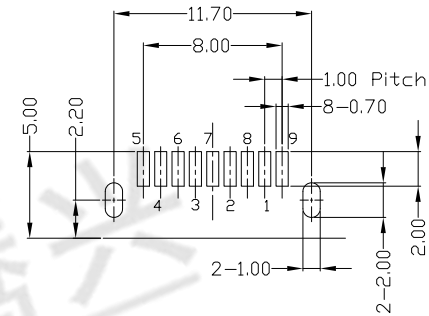
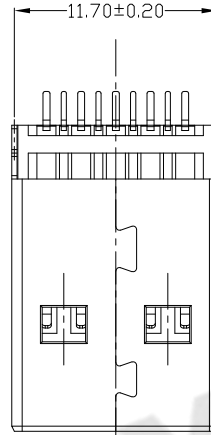
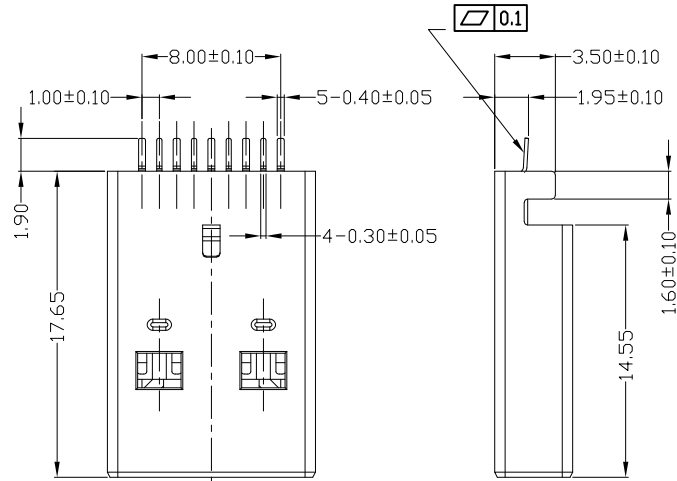


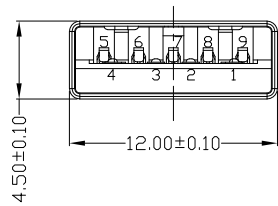


RoHS
Compliant
2002/95/EC

REV	LTR	DESCRIPTION	DATE	REVISER	APPD



RECOMMEND PCB LAYOUT(TOLERANCE:±0.05)



NOTES:

- ELECTRICAL:
 - VOLTAGE CURRENT RATING: 1.5AMP, 30V AC;
 - INSULATION RESISTANCE: 100MΩ MIN;
 - CONTACT RESISTANCE: 30mΩ MAX;
 - WITHSTANDING VOLTAGE: 500V AC;
 - OPERATING TEMPERATURE: -55°C TO +85°C.
- Mechanical:
 - Mating Force: 35N MAX
 - Unmating Force: 10N MIN.
- DIMENSIONS MARKED "▼"
TO BE CHECKED BY Q.C & IPQC.

4. PART NO.

USAM-09*N-4BL VU34

1:AU 1U*
5:AU 15U*
6:AU 30U*

1:V:WHITE
2:BLACK
3:BLUE

1:PB
2:PA6T
3:PA9T
4:LC

Bill of materials:

NO	PARTS	MATERIAL	QTY	FINISHING	UNITS	mm	东莞市腾兴电子有限公司				
3	HOUSING	LCP+30%GF	1	PLATED NICKEL	X. ±0.35	X.' ±2'	SEE NOTE	TITLE: USB AM 3.0 L=17.6MM 沉板1.9MM 无柱(外壳脚长3.50MM) 锡脚1.9 DR: Ricky 2019/2/15 CHKD: Ricky 2019/2/15 APPD:			
2	SHELL	SPCC	1	UL94V-0	.X ±0.3	.X' ±1'					
1	TERMINAL	COPPER ALLOY	9	PLATED GOLD/TIN	.XX ±0.25	.XX'					
					.XXX ±0.15	.XXX'					
					THESE DRAWINGS AND SPECIFICATIONS ARE THE PROPERTY OF ACCURATE INNOTECH INC AND SHALL NOT BE REPRODUCED, COPIED OR USED IN ANY MANNER WITHOUT THE PRIOR WRITTEN CONSENT OF ACCURATE INNOTECH INC		Q'TY	SCALE	SHEET	REV.	CUSTOMER DRAWING
							1:1	1/1	B		