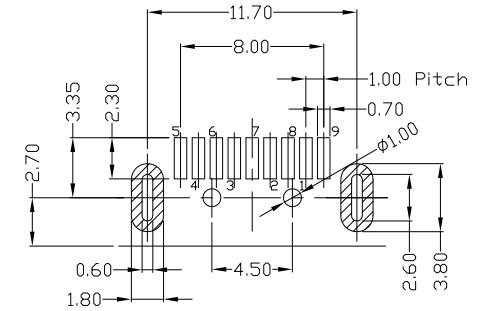
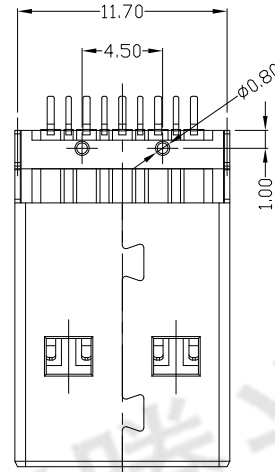
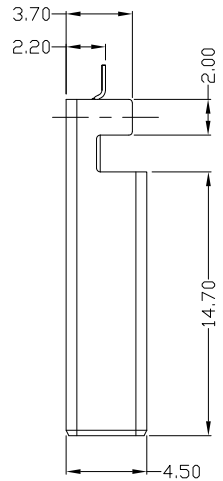
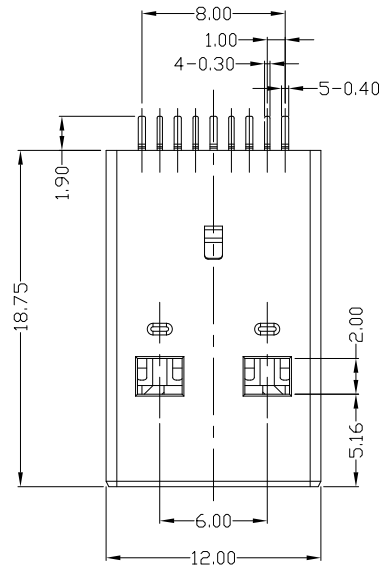


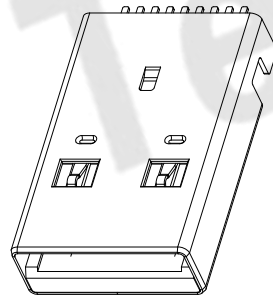
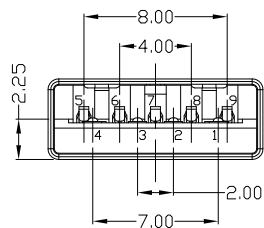


RoHS
Compliant
2002/95/EC

REV	LTR	DESCRIPTION	DATE	REVISER	APPD



RECOMMEND PCB LAYOUT
(TOLERANCE:±0.05)



NOTES:

- ELECTRICAL:
 - VOLTAGE CURRENT RATING:1.5 AMP,30V AC;
 - INSULATION RESISTANCE: 1000MΩ MIN;
 - CONTACT RESISTANCE: 30mΩ MAX;
 - WITHSTANDING VOLTAGE: 500V AC;
 - OPERATING TEMPERATURE:-40°C TO +85°C.
- Mechanical:
 - Mating Force: 35N MAX
 - Unmating Force: 10N MIN.
- DIMENSIONS MARKED "▼" TO BE CHECKED BY Q.C & IPQC.

4.PART NO.

USAM-09*N-4BLVW09

1:Au 1U"
5:Au 15U"
6:Au 30U"

W:WHITE
B:BLACK
BL:BLUE
1:PBT
2:PA6T
3:PA9T
4:LCP

Bill of materials:

NO	PARTS	MATERIAL	QTY	FINISHING	X. ±0.35	X.* ±2*	UNITS	东莞市腾兴电子有限公司						
					.X ±0.3	.X.* ±1*	mm							
3	HOUSING	LCP+30%GF	1	UL94V-0	.XX ±0.25	.XX*	MAT'L	SEE NOTE	TITLE: USB AM 3.0 L=18.7 沉板2.2 外壳脚长 3.7 有柱		PART NO.: USAM-09*N-4BLVW09			
2	SHELL	SPCC	1	PLATED NICKEL	.XXX ±0.15	.XXX*	FINISH	SEE NOTE	DR: gan 2017/9/1		DWG NO.: AII-VW09			
1	TERMINAL	COPPER ALLOY	9	PLATED GOLD/TIN	THESE DRAWINGS AND SPECIFICATIONS ARE THE PROPERTY OF ACCURATE INNO TECH INC AND SHALL NOT BE REPRODUCED, COPIED OR USED IN ANY MANNER WITHOUT THE PRIOR WRITTEN CONSENT OF ACCURATE INNO TECH INC			Q'TY	CHKD: gan 2017/9/1		SCALE	SHEET	REV.	CUSTOMER DRAWING
								APPD:	1:1	1/1	B			