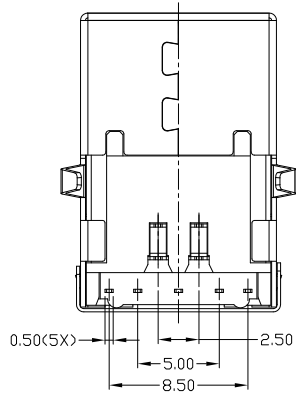
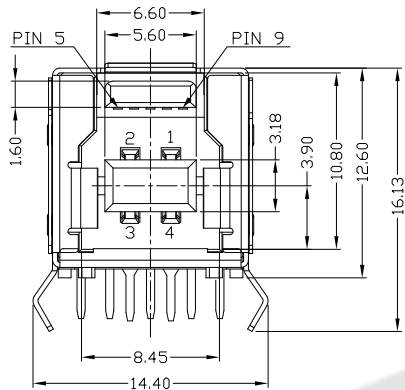
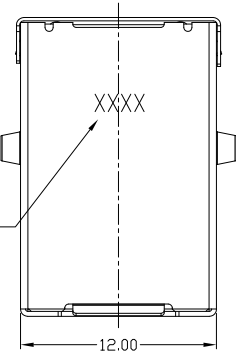


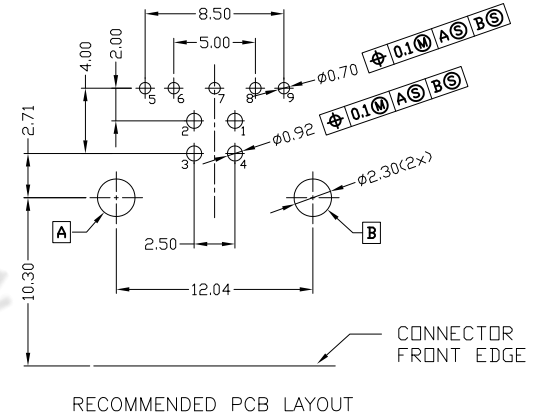
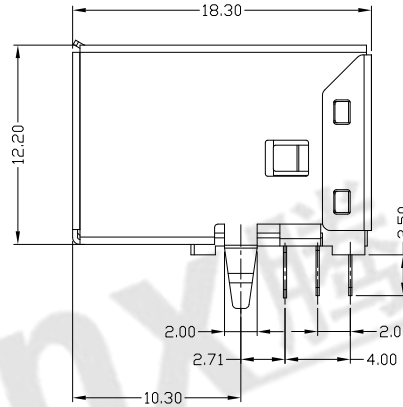


RoHS Compliant  
2002/95/EC

冲字内容,  
依料号选择



PIN NUMBER	SIGNAL NAME
1	VBUS
2	D-
3	D+
4	GND
5	STDB_SSTX-
6	STDB_SSTX+
7	GND_DRAIN
8	STDB_SSRX-
9	STDB_SSRX+
Shell	Shield

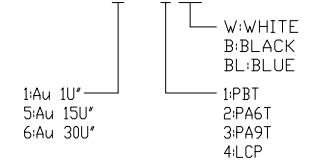


NOTES:

- ELECTRICAL:
  - CURRENT RATING: 1.5AMP;
  - INSULATION RESISTANCE: 100MΩ MIN;
  - CONTACT RESISTANCE: 30mΩ MAX;
  - WITHSTANDING VOLTAGE: 100V AC;
  - OPERATING TEMPERATURE: -40°C ~ +85°C.
- Mechanical:
  - Mating Force: 35N MAX
  - Unmating Force: 10N MIN.
- DIMENSIONS MARKED "▼" TO BE CHECKED BY Q.C & IPQC.

4. PART NO.

USBF-09\*N-4BLRC15



Bill of materials:

NO	PARTS	MATERIAL	QTY	FINISHING	X	X'	UNITS
5	HOUSING	LCP+30%GF	1	UL94V-0	X. ±0.35	X.' ±2'	mm
4	BACK COVER	COPPER ALLOY/SPCC	1	PLATED NICKEL	.X ±0.3	.X' ±1'	MAT'L
3	SHELL	COPPER ALLOY	1	PLATED NICKEL	.XX ±0.25	.XX'	SEE NOTE
2	TERMINAL(4P)	COPPER ALLOY	4	PLATED GOLD/TIN	.XXX ±0.15	.XXX'	FINISH
1	TERMINAL(5P)	COPPER ALLOY	5	PLATED GOLD/TIN			SEE NOTE
							Q'TY

THESE DRAWINGS AND SPECIFICATIONS ARE THE PROPERTY OF ACCURATE INNOVATION INC. AND SHALL NOT BE REPRODUCED, COPIED OR USED IN ANY MANNER WITHOUT THE PRIOR WRITTEN CONSENT OF ACCURATE INNOVATION INC.



东莞市腾兴电子有限公司

TITLE: USB3.0 BF 90° DIP 弯脚 H12.6 成品图

PART NO.: USBF-09\*N-4BLRC15

DR: gan 2017/01/09

DWG NO.: AII-RC15

CHKD: gan 2017/01/09

APPD:

SCALE	SHEET	REV.	CUSTOMER DRAWING
1:1	1/1	B	