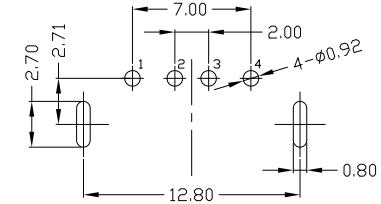
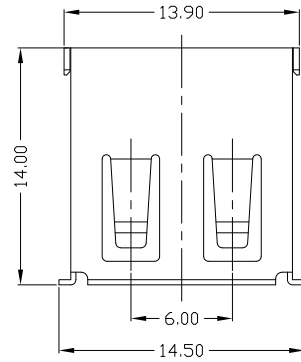


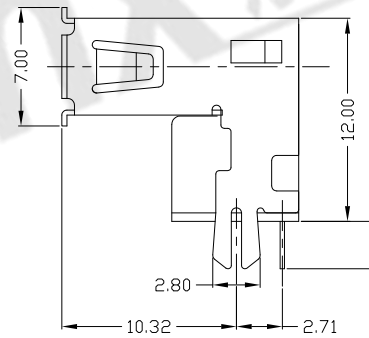
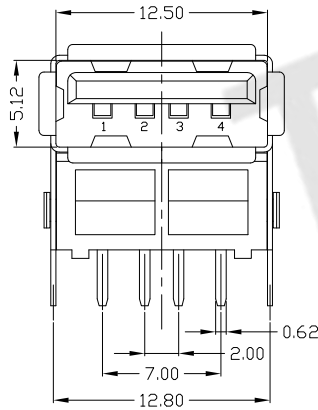


RoHS
Compliant
2002/95/EC

REV.	ECN.	NO.	APPD.



RECOMMENDED PCB LAYOUT



NOTES:

- ELECTRICAL:
 - VOLTAGE CURRENT RATING: 2AMP, 30V AC;
 - INSULATION RESISTANCE: 1000MΩMIN;
 - CONTACT RESISTANCE: 30mΩMAX;
 - WITHSTANDING VOLTAGE: 500V AC;
 - OPERATING TEMPERATURE: -55°C TO +85°C.
- Mechanical:
 - Mating Force: 35N MAX
 - Unmating Force: 10N MIN.
- DIMENSIONS MARKED "▼" TO BE CHECKED BY Q.C & IPQC.
- PART NO.

USAF-04*N-1*R304

1: Au 1U'
6: Au 30U'
W: WHITE
B: BLACK
1: PBT
2: PA6T
3: PA9T
4: LCP

Bill of materials:

NO	PARTS	MATERIAL	QTY	FINISHING	X. ±0.35	X.' ±2'	UNITS	东莞市腾兴电子有限公司					
3	HOUSING	PBT+30%GF	1	UL94V-0	.X ±0.3	.X' ±1'	mm	TITLE:		PART NO.:			
2	SHELL	COPPER ALLOY/SPCC	1	PLATED NICKEL	.XX ±0.25	.XX'	SEE NOTE	USB AF DIP 90度 单层加高H12		USAF-04*N-1*R304			
1	TERMINAL	COPPER ALLOY	4	PLATED GOLD/TIN	.XXX ±0.15	.XXX'	SEE NOTE	DR: gan 2015/09/21		DWG NO.:			
							Q'TY	CHKD: gan 2015/09/21		AII-R304			
							APPD:			SCALE	SHEET	REV.	CUSTOMER
										1:1	1/1	B	DRAWING

THESE DRAWINGS AND SPECIFICATIONS ARE THE PROPERTY OF ACCURATE INNOVATECH INC AND SHALL NOT BE REPRODUCED, COPIED OR USED IN ANY MANNER WITHOUT THE PRIOR WRITTEN CONSENT OF ACCURATE INNOVATECH INC.

