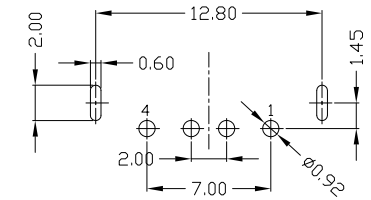
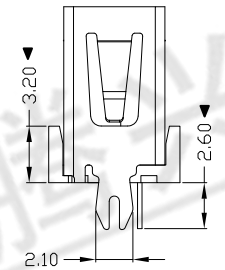
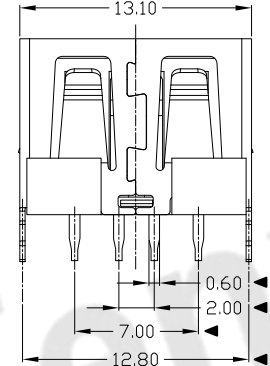
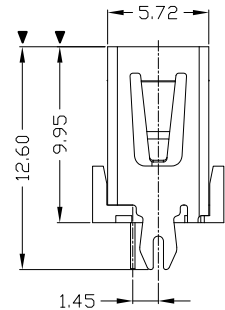
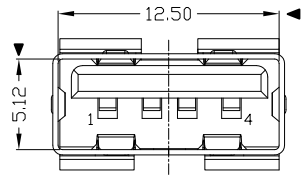


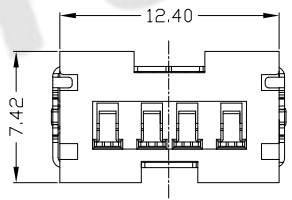


RoHS  
Compliant  
2002/95/EC

REV.	ECN.	NO.	APPD.



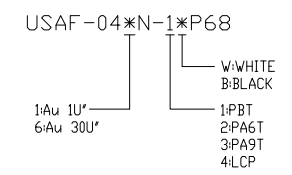
RECOMMENDED PCB LAYOUT



NOTES:

- ELECTRICAL:
  - VOLTAGE CURRENT RATING: 2AMP, 30V AC;
  - INSULATION RESISTANCE: 1000M $\Omega$ MIN;
  - CONTACT RESISTANCE: 30m $\Omega$ MAX;
  - WITHSTANDING VOLTAGE: 500V AC;
  - OPERATING TEMPERATURE: -55°C TO +85°C.
- Mechanical:
  - Mating Force: 35N MAX
  - Unmating Force: 10N MIN.
- DIMENSIONS MARKED "▼" TO BE CHECKED BY Q.C & IPQC.

4. PART NO.



Bill of materials:

NO	PARTS	MATERIAL	QTY	FINISHING
3	HOUSING	PBT/LCP+30%GF	1	UL94V-0
2	SHELL	COPPER ALLOY	1	PLATED NICKEL
1	TERMINAL	COPPER ALLOY	4	PLATED GOLD/TIN

X.	±0.35	X.* ±2*	UNITS	mm
.X	±0.3	.X.* ±1*	MAT'L	SEE NOTE
.XX	±0.25	.XX*	FINISH	SEE NOTE
.XXX	±0.15	.XXX*	Q'TY	SEE NOTE

**东莞市腾兴电子有限公司**

TITLE: USB AF DIP 180° (10.0) 无卷边 鱼叉脚

PART NO.: USAF-04\*N-1\*P68

DR: gan 2014/12/10

CHKD: gan 2014/12/10

APPD:

DWG NO.: AII-P68

SCALE: 1:1

SHEET: 1/1

REV.: B

CUSTOMER DRAWING

THESE DRAWINGS AND SPECIFICATIONS ARE THE PROPERTY OF ACCURATE INNOVATECH INC AND SHALL NOT BE REPRODUCED, COPIED OR USED IN ANY MANNER WITHOUT THE PRIOR WRITTEN CONSENT OF ACCURATE INNOVATECH INC.

