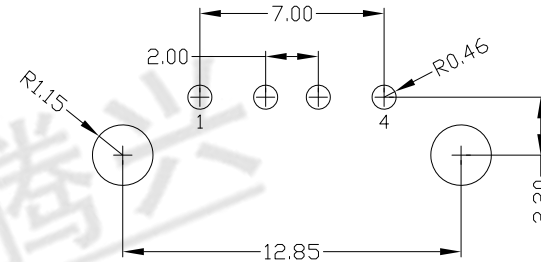
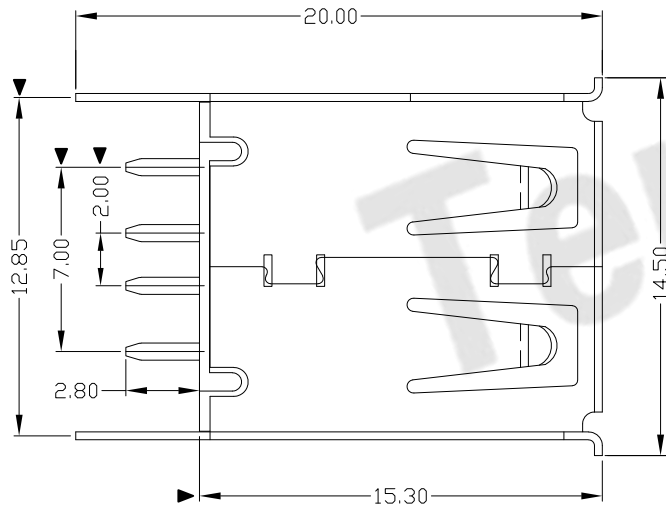
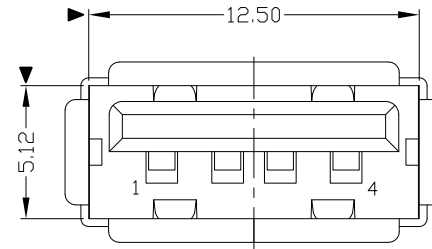
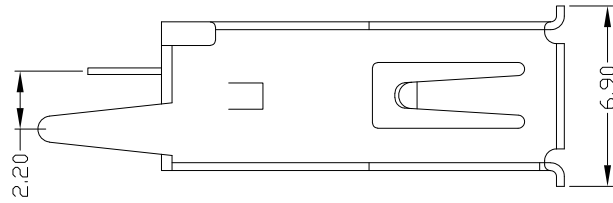




RoHS
Compliant
2002/95/EC

REV.	ECN.	NO.	APPD.

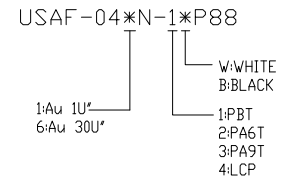


RECOMMENDED PCB LAYOUT

NOTES:

- ELECTRICAL:
 - VOLTAGE CURRENT RATING: 2AMP, 30V AC;
 - INSULATION RESISTANCE: 1000MΩ MIN;
 - CONTACT RESISTANCE: 30mΩ MAX;
 - WITHSTANDING VOLTAGE: 500V AC;
 - OPERATING TEMPERATURE: -55°C TO +85°C.
- Mechanical:
 - Mating Force: 35N MAX
 - Unmating Force: 10N MIN.
- NOTE: 1. DIMENSIONS MARKED "▼"
TO BE CHECKED BY Q.C & IPQC.

4. PART NO.



Bill of materials:

NO	PARTS	MATERIAL	QTY	FINISHING	UNITS	mm	东莞市腾兴电子有限公司					
4	COVER	PBT+30%GF	1	UL94V-0	X. ±0.35	X.' ±2'	TITLE: USB A/F 180° DIP长体 (直脚15.30) PART NO.: USAF-04*N-1*P88 DR: gan 2012/7/03 DWG NO.: AII-P88 CHKD: gan 2012/7/03 APPD:	SCALE: 1:1 SHEET: 1/1 REV: B CUSTOMER DRAWING				
3	HOUSING	PBT+30%GF	1	UL94V-0	.X ±0.3	.X' ±1'						SEE NOTE
2	SHELL	COPPER ALLOY	1	PLATED NICKEL	.XX ±0.25	.XX'						SEE NOTE
1	TERMINAL	COPPER ALLOY	4	PLATED GOLD/TIN	.XXX ±0.15	.XXX'						SEE NOTE
					THESE DRAWINGS AND SPECIFICATIONS ARE THE PROPERTY OF ACCURATE INNOVATECH INC AND SHALL NOT BE REPRODUCED, COPIED OR USED IN ANY MANNER WITHOUT THE PRIOR WRITTEN CONSENT OF ACCURATE INNOVATECH INC.							