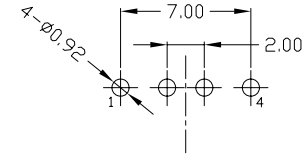
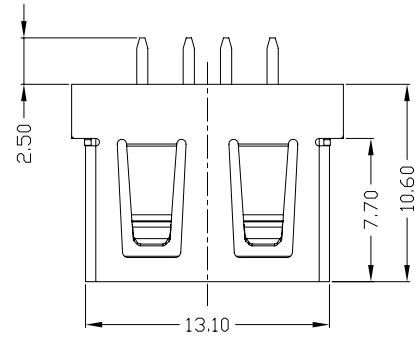


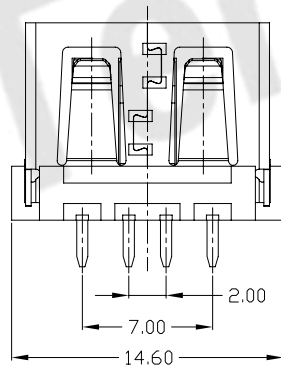
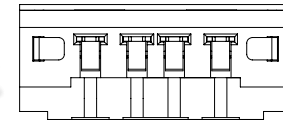
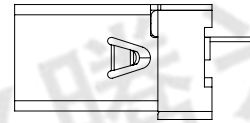
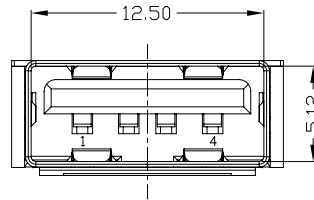
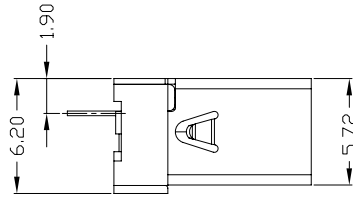


RoHS
Compliant
2002/95/EC

REV.	ECN.	NO.	APPD.



RECOMMENDED PCB LAYOUT



NOTES:

- ELECTRICAL:
 - VOLTAGE CURRENT RATING: 2AMP, 30V AC;
 - INSULATION RESISTANCE: 1000MΩMIN;
 - CONTACT RESISTANCE: 30mΩMAX;
 - WITHSTANDING VOLTAGE: 500V AC;
 - OPERATING TEMPERATURE: -55°C TO +85°C.
- Mechanical:
 - Mating Force: 35N MAX
 - Unmating Force: 10N MIN.
- DIMENSIONS MARKED "▼" TO BE CHECKED BY Q.C & IPQC.

4. PART NO.

USAF-04*N-1*P603

- 1: Au 1U*
- 6: Au 30U*
- W: WHITE
- B: BLACK
- 1: PBT
- 2: PA6T
- 3: PA9T
- 4: LCP

Bill of materials:

NO	PARTS	MATERIAL	QTY	FINISHING	X. ±0.35	X.* ±2*	UNITS	mm	东莞市腾兴电子有限公司					
3	HOUSING	PBT+30%GF	1	UL94V-0	.X ±0.3	.X* ±1*	MAT'L	SEE NOTE	TITLE: USB AF DIP 180度 (10.60) 外壳无脚		PART NO.: USAF-04*N-1*P603			
2	SHELL	COPPER ALLOY/SPCC	1	PLATED NICKEL	.XX ±0.25	.XX*	FINISH	SEE NOTE	DR: gan 2016/9/20		DWG NO.: AII-P603			
1	TERMINAL	COPPER ALLOY	4	PLATED GOLD/TIN	.XXX ±0.15	.XXX*	Q'TY	SEE NOTE	CHKD: gan 2016/9/20		SCALE	SHEET	REV.	CUSTOMER
								APPD:	1:1	1/1	B	DRAWING		

THESE DRAWINGS AND SPECIFICATIONS ARE THE PROPERTY OF ACCURATE INNOVATECH INC AND SHALL NOT BE REPRODUCED, COPIED OR USED IN ANY MANNER WITHOUT THE PRIOR WRITTEN CONSENT OF ACCURATE INNOVATECH INC.

