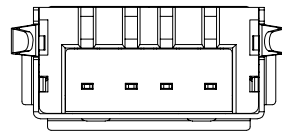
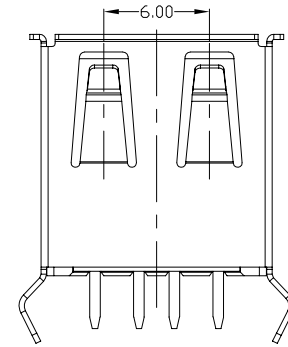
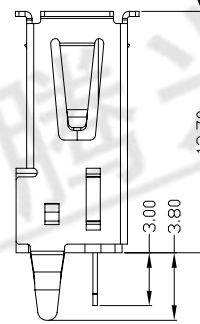
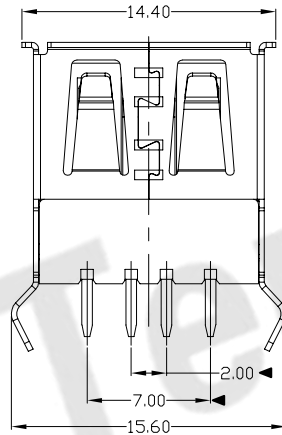
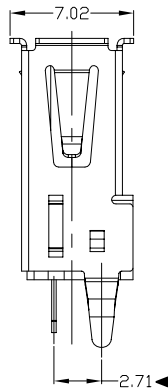
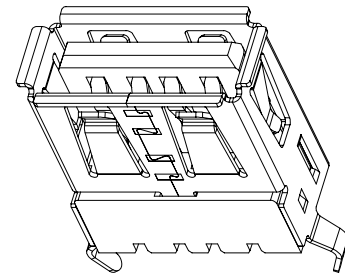
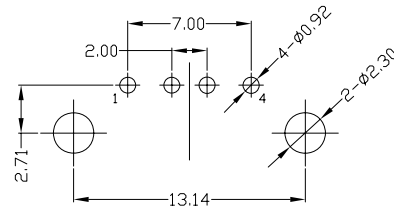
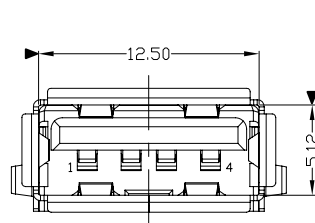




RoHS
Compliant
2002/95/EC

REV.	ECN.	NO.	APPD.



NOTES:

1. ELECTRICAL:

- VOLTAGE CURRENT RATING: 2.0AMP,30V AC;
- INSULATION RESISTANCE: 1000MΩ MIN;
- CONTACT RESISTANCE: 30mΩ MAX;
- WITHSTANDING VOLTAGE: 500V AC;
- OPERATING TEMPERATURE:-55°C TO +85°C.

2. Mechanical:

- Mating Force: 35N MAX
- Unmating Force: 10N MIN.

3. DIMENSIONS MARKED "▼" TO BE CHECKED BY Q.C & IPQC.

4.PART NO.

USAF-04*N-1*PA5

- W:WHITE
- B:BLACK
- 1:Au 1U"
- 6:Au 30U"
- 1:PBT
- 2:PA6T
- 3:PA9T
- 4:LCP

Bill of materials:

NO	PARTS	MATERIAL	QTY	FINISHING	X. ±0.35	X.* ±2*	UNITS	mm
4	COVER	PBT	1	UL94V-0	.X ±0.3	.X.* ±1*	MAT'L	
3	HOUSING	PBT	1	UL94V-0	.XX ±0.25	.XX*	SEE NOTE	
2	SHELL	COPPER ALLOY	1	PLATED NICKEL	.XXX ±0.15	.XXX*	FINISH	
1	TERMINAL	COPPER ALLOY	4	PLATED GOLD/TIN	THESE DRAWINGS AND SPECIFICATIONS ARE THE PROPERTY OF ACCURATE INNDTECHING AND SHALL NOT BE REPRODUCED, COPIED OR USED IN ANY MANNER WITHOUT THE PRIOR WRITTEN CONSENT OF ACCURATE INNDTECH INC			
							Q'TY	

东莞市腾兴电子有限公司

TITLE: USB A/F 180° DIP(13.7) PART NO.: USAF-04*N-1*PA5

DR: gan 2012/7/05 DWG NO.: AII-PA5

CHKD: gan 2012/7/05

APPD:

SCALE: 1:1 SHEET: 1/1 REV.: B CUSTOMER DRAWING