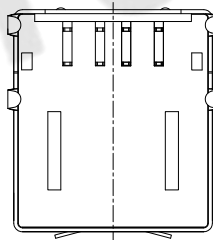
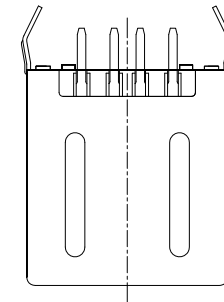
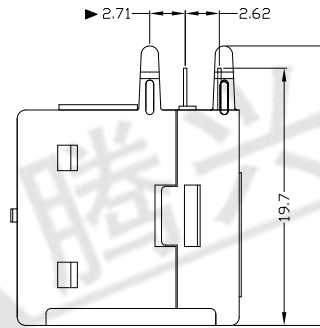
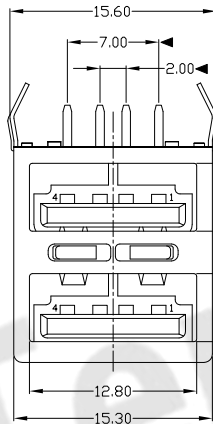
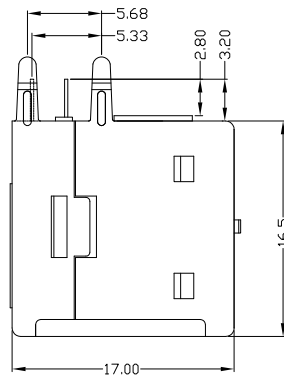
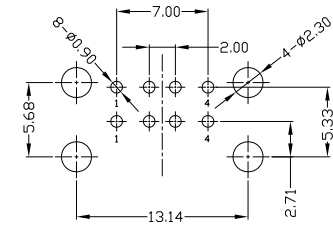
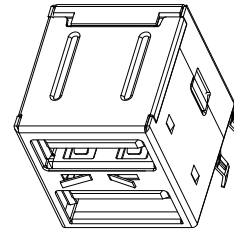
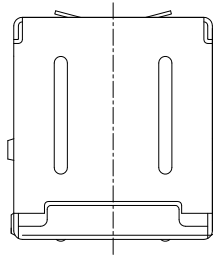




RoHS  
Compliant  
2002/95/EC

| REV. | ECN. | NO. | APPD. |
|------|------|-----|-------|
|      |      |     |       |
|      |      |     |       |



NOTES:

- ELECTRICAL:
  - VOLTAGE CURRENT RATING: 2AMP, 30V AC;
  - INSULATION RESISTANCE: 1000MΩ MIN;
  - CONTACT RESISTANCE: 30mΩ MAX;
  - WITHSTANDING VOLTAGE: 500V AC;
  - OPERATING TEMPERATURE: -55°C TO +85°C.
- Mechanical:
  - Mating Force: 35N MAX
  - Unmating Force: 10N MIN.
- NOTE: 1. DIMENSIONS MARKED "▼" TO BE CHECKED BY Q.C & IPQC.

4. PART NO.

USAF-08\*N-1\*R67

- 1: Au 1U\*
- 6: Au 30U\*
- W: WHITE
- B: BLACK
- 1: PBT
- 2: PA6T
- 3: PA9T
- 4: LCP

Bill of materials:

| NO | PARTS      | MATERIAL        | QTY | FINISHING       |
|----|------------|-----------------|-----|-----------------|
| 5  | CLIP       | STAINLESS STEEL | 1   |                 |
| 4  | BACK COVER | SPCC            | 1   | PLATED NICKEL   |
| 3  | HOUSING    | PBT             | 1   | UL94V-0         |
| 2  | SHELL      | SPCC            | 1   | PLATED NICKEL   |
| 1  | TERMINAL   | COPPER ALLOY    | 8   | PLATED GOLD/TIN |

| X.   | ±0.35 | X.' ±2' | UNITS    |
|------|-------|---------|----------|
| .X   | ±0.30 | .X' ±1' | mm       |
| .XX  | ±0.25 | .XX'    | SEE NOTE |
| .XXX | ±0.15 | .XXX'   | FINISH   |
|      |       |         | SEE NOTE |
|      |       |         | Q'TY     |

| UNITS  |  |                              |  | 东 莞 市 腾 兴 电 子 有 限 公 司 |  |                 |  |
|--------|--|------------------------------|--|-----------------------|--|-----------------|--|
| TITLE: |  | USB AF 90° DIP 双层全包<br>双外弹长脚 |  | PART NO.:             |  | USAF-08*N-1*R67 |  |
| DR:    |  | Ricky 2014/04/15             |  | DWG NO.:              |  | AII-R67         |  |
| CHKD:  |  | Ricky 2014/04/15             |  | SCALE                 |  | SHEET           |  |
| APPD:  |  |                              |  | 1:1                   |  | 1/1             |  |
|        |  |                              |  | REV.                  |  | B               |  |
|        |  |                              |  | CUSTOMER              |  | DRAWING         |  |

THESE DRAWINGS AND SPECIFICATIONS ARE THE PROPERTY OF ACCURATE INNOVATION INC AND SHALL NOT BE REPRODUCED, COPIED OR USED IN ANY MANNER WITHOUT THE PRIOR WRITTEN CONSENT OF ACCURATE INNOVATION INC.

