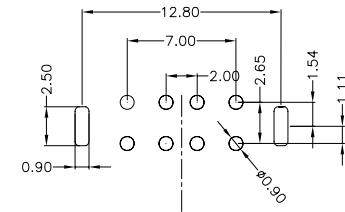
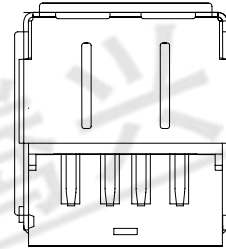
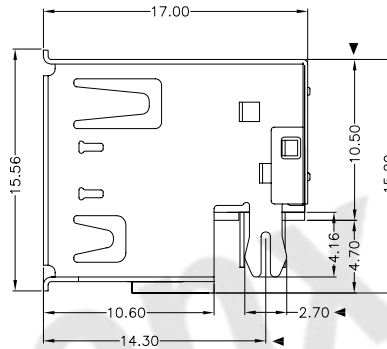
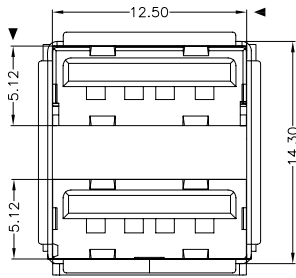
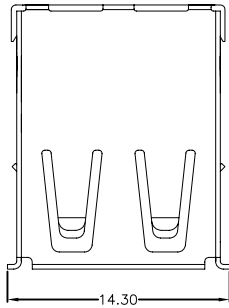


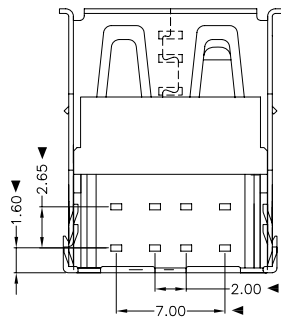


RoHS
Compliant
2002/95/EC

REV	LTR	DESCRIPTION	DATE	REVISER	APPD



RECOMMENDED PCB LAYOUT



NOTES:

1. ELECTRICAL:

- 1) VOLTAGE CURRENT RATING: 1.5AMP, 30V AC;
- 2) INSULATION RESISTANCE: 1000MΩ MIN;
- 3) CONTACT RESISTANCE: 30mΩ MAX;
- 4) WITHSTANDING VOLTAGE: 500V AC;
- 5) OPERATING TEMPERATURE: -20°C TO +60°C.

2. Mechanical:

- 1) Mating Force: 35N MAX
- 2) Unmating Force: 10N MIN.

3. NOTE: 1. DIMENSIONS MARKED "▼" TO BE CHECKED BY Q.C & IPQC.

4. PART NO.

USAF-08XN-1XRZ21

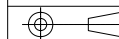
1: Au 1U"
5: Au 15U"
6: Au 30U"

W: WHITE
B: BLACK
1: PBT
2: PA6T
3: PA9T
4: LCP

Bill of materials:

NO	PARTS	MATERIAL	QTY	FINISHING				
5	CLIP	COPPER ALLOY	1	PLATED NICKEL	X. ±0.35	X.' ±2'	UNITS	mm
4	BACK SHELL	COPPER ALLOY	1	PLATED NICKEL	.X ±0.3	.X' ±1'	MAT'L	
3	SHELL	COPPER ALLOY	1	PLATED NICKEL	.XX ±0.25	.XX'	SEE NOTE	
2	HOUSING	PBT+30%GF	1	UL94V-0	.XXX ±0.15	.XXX'	FINISH	
1	TERMINAL	COPPER ALLOY	8	PLATED GOLD/TIN			SEE NOTE	
							Q'TY	

THESE DRAWINGS AND SPECIFICATIONS ARE THE PROPERTY OF ACCURATE INNOTECH INC AND SHALL NOT BE REPRODUCED, COPIED OR USED IN ANY MANNER WITHOUT THE PRIOR WRITTEN CONSENT OF ACCURATE INNOTECH INC



东莞市腾兴电子有限公司

TITLE:	USB AF 双层 沉板式10.5	PART NO.:	USAF-08XN-1XRZ21
DR:	gan 2013/12/13	DWG NO.:	AII-RZ21
CHKD:	gan 2013/12/13	SCALE	1:1
APPD:		SHEET	1/1
		REV.	B
		CUSTOMER DRAWING	