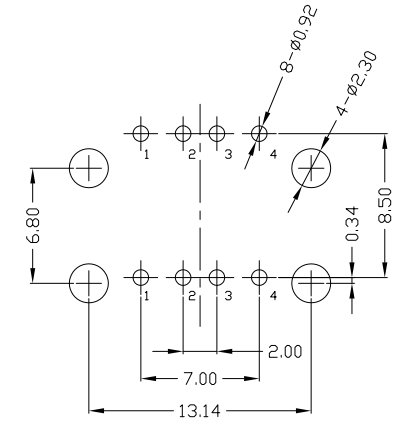
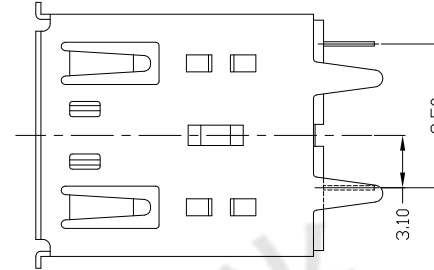
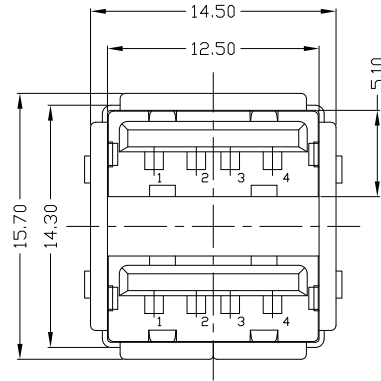
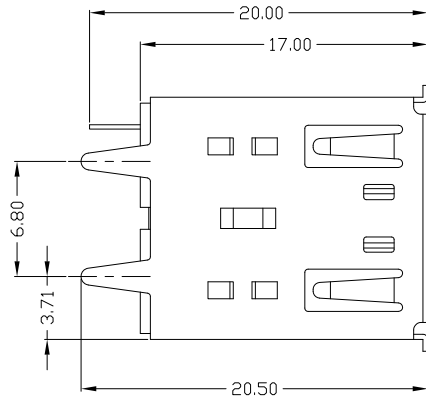


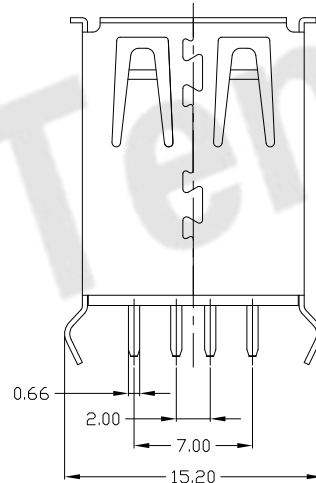


RoHS
Compliant
2002/95/EC

REV.	ECN.	NO.	APPD.



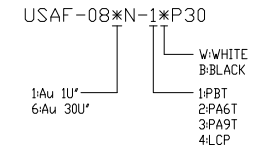
RECOMMENDED PCB LAYOUT



NOTES:

- ELECTRICAL:
 - VOLTAGE CURRENT RATING: 2AMP, 30V AC;
 - INSULATION RESISTANCE: 1000MΩMIN;
 - CONTACT RESISTANCE: 30mΩMAX;
 - WITHSTANDING VOLTAGE: 500V AC;
 - OPERATING TEMPERATURE: -55°C TO +85°C.
- Mechanical:
 - Mating Force: 35N MAX
 - Unmating Force: 10N MIN.
- DIMENSIONS MARKED '▼' TO BE CHECKED BY Q.C & IPQC.

4. PART NO.



Bill of materials:

NO	PARTS	MATERIAL	QTY	FINISHING									
4	CLIP	COPPER ALLOY	1	PLATED NICKEL	X. ±0.35	X.' ±2'	UNITS	mm	东莞市腾兴电子有限公司 TITLE: USB AF 180度双层插板长体(015) PART NO.: USAF-08*N-1*P30 DR: gan 2014/09/26 DWG NO.: AII-P30 CHKD: gan 2014/09/26 APPD:				
3	HOUSING	PBT+30%GF	1	UL94V-0	.X ±0.3	.X' ±1'	MAT'L	SEE NOTE					
2	SHELL	COPPER ALLOY/SPCC	1	PLATED NICKEL	.XX ±0.25	.XX'	FINISH	SEE NOTE					
1	TERMINAL	COPPER ALLOY	8	PLATED GOLD/TIN	.XXX ±0.15	.XXX'	Q'TY	SEE NOTE					
							THESE DRAWINGS AND SPECIFICATIONS ARE THE PROPERTY OF ACCURATE INNO TECH INC AND SHALL NOT BE REPRODUCED, COPIED OR USED IN ANY MANNER WITHOUT THE PRIOR WRITTEN CONSENT OF ACCURATE INNO TECH INC.			SCALE	SHEET	REV.	CUSTOMER DRAWING
									1:1	1/1	B		