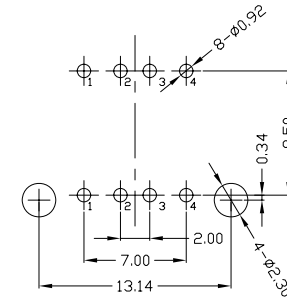
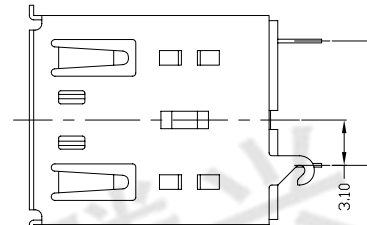
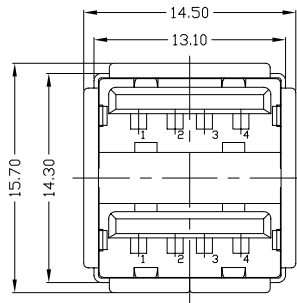
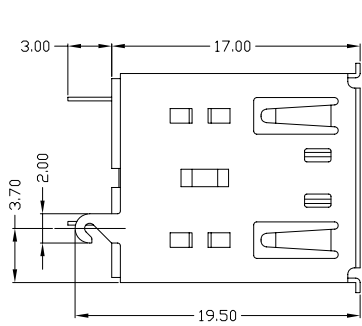


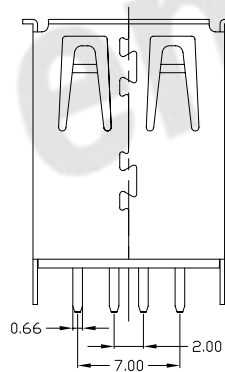


RoHS
Compliant
2002/95/EC

REV.	ECN.	NO.	APPD.



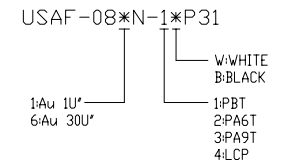
RECOMMENDED PCB LAYOUT



NOTES:

- 1) ELECTRICAL:
 - 1) VOLTAGE CURRENT RATING: 2AMP, 30V AC;
 - 2) INSULATION RESISTANCE: 1000MΩMIN;
 - 3) CONTACT RESISTANCE: 30mΩMAX;
 - 4) WITHSTANDING VOLTAGE: 500V AC;
 - 5) OPERATING TEMPERATURE: -55°C TO +85°C.
2. Mechanical:
 - 1) Mating Force: 35N MAX
 - 2) Unmating Force: 10N MIN.
3. DIMENSIONS MARKED "▼" TO BE CHECKED BY Q.C & IPQC.

4. PART NO.



Bill of materials:

NO	PARTS	MATERIAL	QTY	FINISHING	UNITS	mm	东莞市腾兴电子有限公司						
4	CLIP	COPPER ALLOY	1	PLATED NICKEL	X. ±0.35	X.' ±2'	MAT'L	TITLE: USB AF 180° 双层长体插板(带勾)		PART NO.: USAF-08*N-1*P31			
3	HOUSING	PBT+30%GF	1	UL94V-0	.X ±0.3	.X' ±1'						SEE NOTE	DR: gan 2014/09/16
2	SHELL	COPPER ALLOY/SPCC	1	PLATED NICKEL	.XX ±0.25	.XX'	FINISH	CHKD: gan 2014/09/16		SCALE	SHEET	REV.	CUSTOMER
1	TERMINAL	COPPER ALLOY	8	PLATED GOLD/TIN	.XXX ±0.15	.XXX'	SEE NOTE	APPD:		1:1	1/1	B	DRAWING
THESE DRAWINGS AND SPECIFICATIONS ARE THE PROPERTY OF ACCURATE INNO TECH INC AND SHALL NOT BE REPRODUCED, COPIED OR USED IN ANY MANNER WITHOUT THE PRIOR WRITTEN CONSENT OF ACCURATE INNO TECH INC.					Q'TY								