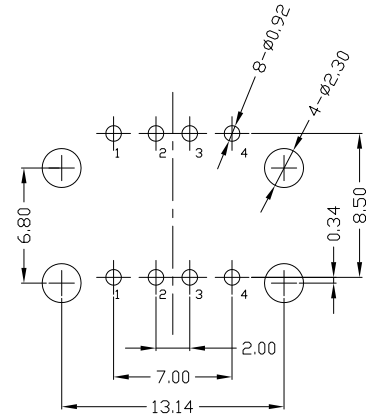
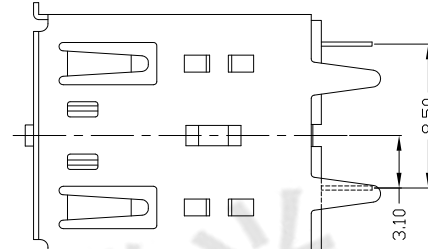
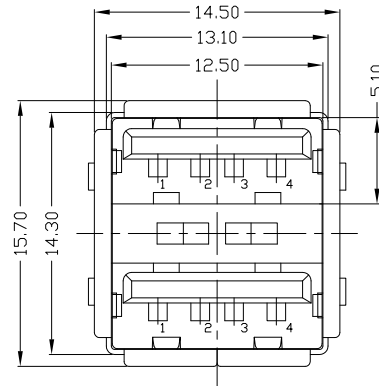
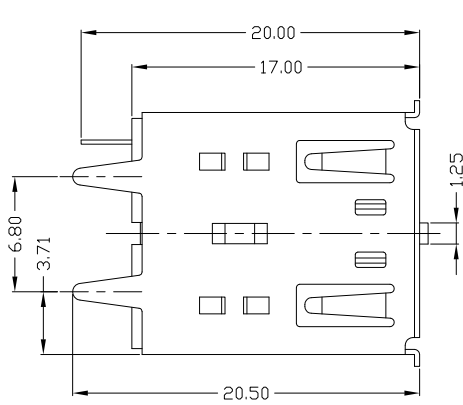


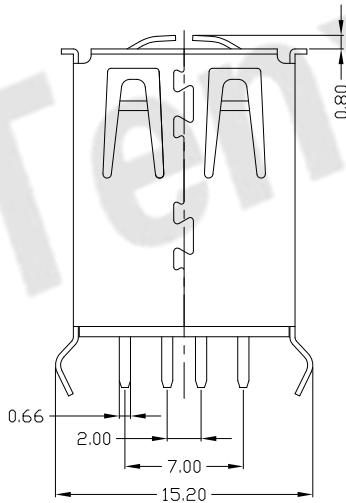


RoHS
Compliant
2002/95/EC

REV.	ECN.	NO.	APPD.



RECOMMENDED PCB LAYOUT



NOTES:

- ELECTRICAL:
 - VOLTAGE CURRENT RATING: 2AMP, 30V AC;
 - INSULATION RESISTANCE: 1000MΩMIN;
 - CONTACT RESISTANCE: 30mΩMAX;
 - WITHSTANDING VOLTAGE: 500V AC;
 - OPERATING TEMPERATURE: -55°C TO +85°C.
- Mechanical:
 - Mating Force: 35N MAX
 - Unmating Force: 10N MIN.
- DIMENSIONS MARKED '▼' TO BE CHECKED BY Q.C & IPQC.

4. PART NO.

USAF-08*N-1*P33
 1Au 10"
 6Au 300"
 W-WHITE
 B-BLACK
 1PBT
 2PA6T
 3PA9T
 4LCP

Bill of materials:

4	CLIP	COPPER ALLOY	1	PLATED NICKEL	X. ±0.35	X.' ±2'	UNITS	mm
3	HOUSING	PBT+30%GF	1	UL94V-0	.X ±0.3	.X' ±1'	MAT'L	SEE NOTE
2	SHELL	COPPER ALLOY/SPCC	1	PLATED NICKEL	.XX ±0.25	.XX'	FINISH	SEE NOTE
1	TERMINAL	COPPER ALLOY	8	PLATED GOLD/TIN	.XXX ±0.15	.XXX'	Q'TY	SEE NOTE
NO	PARTS	MATERIAL	QTY	FINISHING	THESE DRAWINGS AND SPECIFICATIONS ARE THE PROPERTY OF ACCURATE INNOVATECH INC AND SHALL NOT BE REPRODUCED, COPIED OR USED IN ANY MANNER WITHOUT THE PRIOR WRITTEN CONSENT OF ACCURATE INNOVATECH INC.			

东莞市腾兴电子有限公司

TITLE:	USB-AF180度双层插板长体(015)	PART NO.:	USAF-08*N-1*P33
DR:	gan 2014/09/26	DWG NO.:	AII-P33
CHKD:	gan 2014/09/26	SCALE	1:1
APPD:		SHEET	1/1
		REV.	B
		CUSTOMER DRAWING	