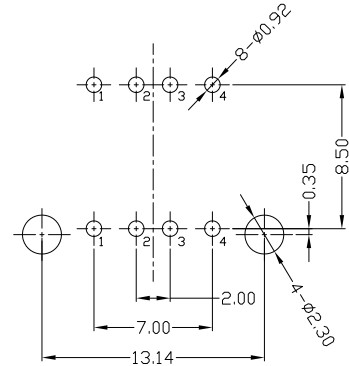
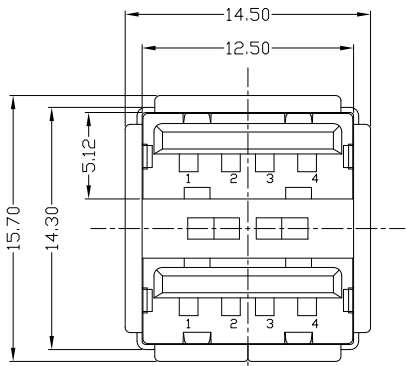
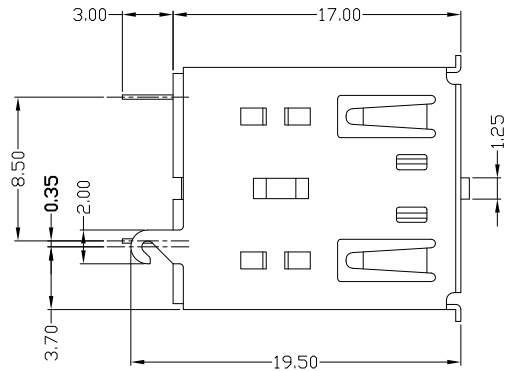


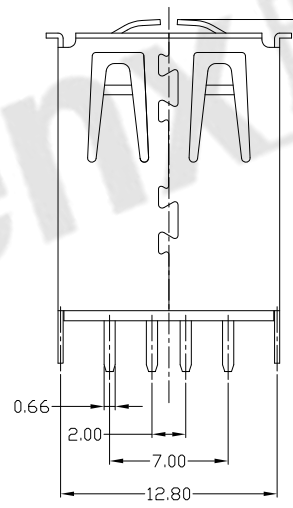


RoHS
Compliant
2002/95/EC

REV.	ECN. NO.	APPD.

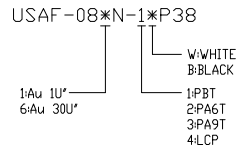


RECOMMENDED PCB LAYOUT



- NOTES:
- ELECTRICAL:
 - VOLTAGE CURRENT RATING: 2AMP, 30V AC;
 - INSULATION RESISTANCE: 1000MΩMIN;
 - CONTACT RESISTANCE: 30mΩMAX;
 - WITHSTANDING VOLTAGE: 500V AC;
 - OPERATING TEMPERATURE: -55°C TO +85°C.
 - Mechanical:
 - Mating Force: 35N MAX
 - Unmating Force: 10N MIN.
 - DIMENSIONS MARKED "▼" TO BE CHECKED BY Q.C & IPQC.

4. PART NO.



Bill of materials:

NO	PARTS	MATERIAL	QTY	FINISHING	X.	X.* ±2'	UNITS
4	CLIP	COPPER ALLOY	1	PLATED NICKEL	X. ±0.35	X.* ±2'	mm
3	HOUSING	PBT+30%GF	1	UL94V-0	.X ±0.3	.X.* ±1'	MAT'L
2	SHELL	COPPER ALLOY/SPCC	1	PLATED NICKEL	.XX ±0.25	.XX.*	SEE NOTE
1	TERMINAL	COPPER ALLOY	8	PLATED GOLD/TIN	.XXX ±0.15	.XXX.*	FINISH
							SEE NOTE
							Q'TY

THESE DRAWINGS AND SPECIFICATIONS ARE THE PROPERTY OF ACCURATE INNOTECH INC AND SHALL NOT BE REPRODUCED, COPIED OR USED IN ANY MANNER WITHOUT THE PRIOR WRITTEN CONSENT OF ACCURATE INNOTECH INC.

东莞市腾兴电子有限公司

TITLE: USB AF DIP 180度 双层长体插板 (带勾双弹)	PART NO.: USAF-08*N-1*P38
DR: gan 2017/08/23	DWG NO.: AII-P38
CHKD: gan 2017/08/23	SCALE SHEET REV. CUSTOMER 1:1 1/1 B DRAWING
APPD:	