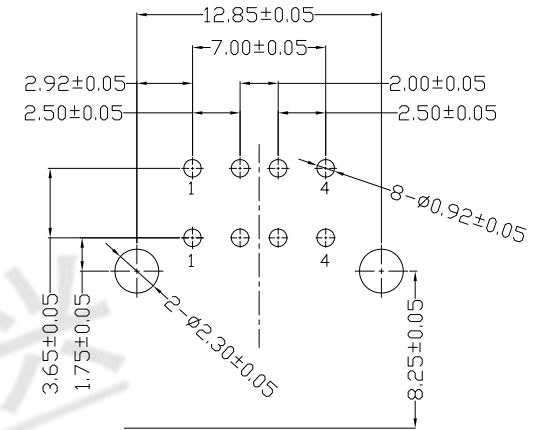
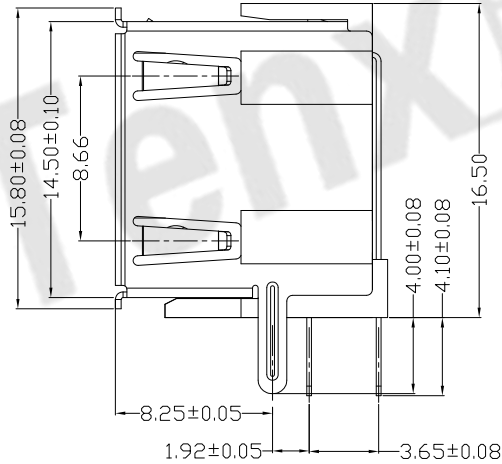
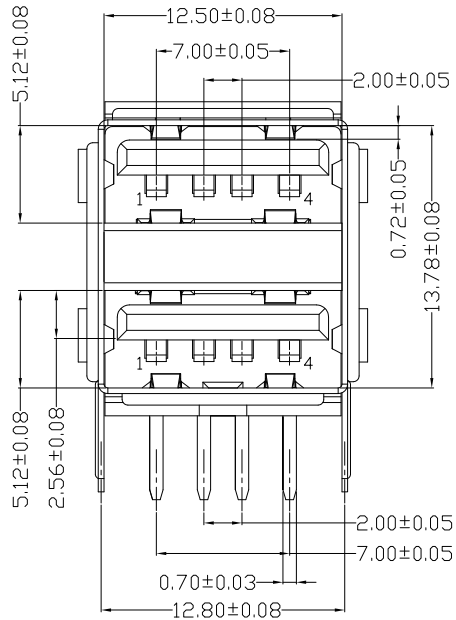
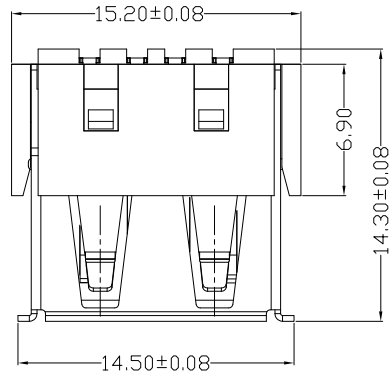




RoHS
Compliant
2002/95/EC

REV	LTR	DESCRIPTION	DATE	REVISER	APPD



RECOMMENDED PCB LAYOUT

NOTES:

1.ELECTRICAL:

- 1)VOLTAGE CURRENT RATING:2AMP,30V DC;
- 2)INSULATION RESISTANCE: 1000MΩ MIN;
- 3)CONTACT RESISTANCE: 30mΩ MAX;
- 4)WITHSTANDING VOLTAGE: 500V AC FOR 1MIN;
- 5)OPERATING TEMPERATURE:-30°C TO +85°C.

2.Mechanical:

- 1)Mating Force: 35N MAX
- 2)Unmating Force: 10N MIN.

3.DIMENSIONS MARKED "▼"
TO BE CHECKED BY Q.C & IPQC.

4. PART NO.

USAF-08*N-1*RJ52

1:AU 1U"
6:AU 30U"

W:WHITE
B:BLACK
1PBT
2PA6T
3PA9T
4LCP

Bill of materials:

NO	PARTS	MATERIAL	QTY	FINISHING	X.	±0.15	X.*	±5*	UNITS	mm
5					.X	±0.10	.X*	±2*	MAT'L	
4					.XX	±0.05	.XX*	±1*	SEE NOTE	
3	HOUSING	PBT+30%GF	1	UL94V-0	.XXX	±0.03	.XXX*	±0.5*	FINISH	
2	SHELL	COPPER ALLOY / SPCC	1	PLATED NICKEL					SEE NOTE	
1	TERMINAL	COPPER ALLOY	4	PLATED GOLD/TIN					Q'TY	

THESE DRAWINGS AND SPECIFICATIONS ARE THE PROPERTY OF ACCURATE INNOVATION INC. AND SHALL NOT BE REPRODUCED, COPIED OR USED IN ANY MANNER WITHOUT THE PRIOR WRITTEN CONSENT OF ACCURATE INNOVATION INC.

东莞市腾兴电子有限公司					
TITLE: USB AF 双层短体90度 正向有卷边			PART NO.: USAF-08XN-1XRJ52		
DR: Ricky 2019/08/21			DWG NO.: AII-RJ52		
CHKD: Ricky 2019/08/21			SCALE	SHEET	REV.
APPD:			1:1	1/1	B
			CUSTOMER	DRAWING	