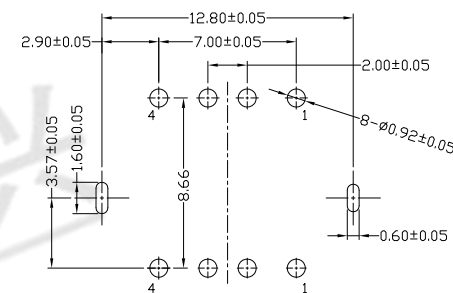
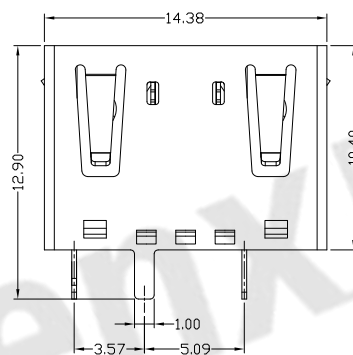
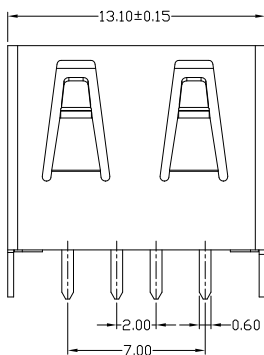
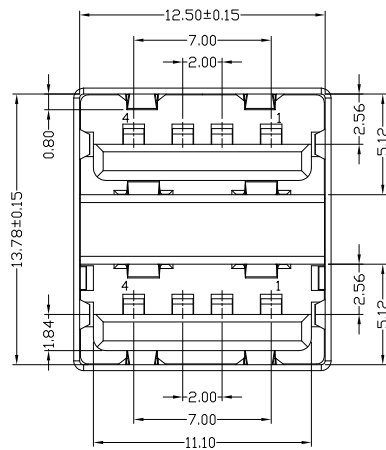




RoHS  
Compliant  
2002/95/EC

REV.	ECN.	NO.	APPD.



RECOMMENDED PCB LAYOUT

NOTES:

1.ELECTRICAL:

- 1)VOLTAGE CURRENT RATING:2AMP,30V AC;
- 2)INSULATION RESISTANCE: 1000MΩ MIN;
- 3)CONTACT RESISTANCE: 30mΩ MAX;
- 4)WITHSTANDING VOLTAGE: 500V AC FOR 1MIN;
- 5)OPERATING TEMPERATURE:-55°C TO +85°C.

2.Mechanical:

- 1)Mating Force: 35N MAX
- 2)Unmating Force: 10N MIN.

3.DIMENSIONS MARKED "▼"

TO BE CHECKED BY Q.C & IPQC.

4.PART NO.

USAF-08\*N-1\*PU02  
 1:Au 1U"  
 6:Au 30U"  
 W:WHITE  
 B:BLACK  
 1:PBT  
 2:PA6T  
 3:PA9T  
 4:LCP

Bill of materials:

4	CLIP	STAINLESS STEEL	1	
3	HOUSING	PBT+30%GF	1	UL94V-0
2	SHELL	COPPER ALLOY	1	PLATED NICKEL
1	TERMINAL	COPPER ALLOY	8	PLATED GOLD/TIN
NO	PARTS	MATERIAL	QTY	FINISHING

X. ±0.35	X.' ±2'	UNITS	mm
.X ±0.30	.X' ±1'	MAT'L	
.XX ±0.25	.XX'	SEE NOTE	
.XXX ±0.15	.XXX'	FINISH	
		SEE NOTE	
		Q'TY	

THESE DRAWINGS AND SPECIFICATIONS ARE THE PROPERTY OF ACCURATE INDDTECH INC AND SHALL NOT BE REPRODUCED, COPIED OR USED IN ANY MANNER WITHOUT THE PRIOR WRITTEN CONSENT OF ACCURATE INDDTECH INC



东莞市腾兴电子有限公司

TITLE:	USB AF DIP 180度 双层短体10.4 无卷边 有脚	PART NO.:	USAF-08XN-1XPU02
DR:	Ricky 2018/10/16	DWG NO.:	AII-PU02
CHKD:	Ricky 2018/10/16	SCALE	1:1
APPD:		SHEET	1/1
		REV.	A
		CUSTOMER DRAWING	