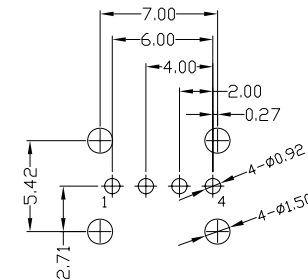
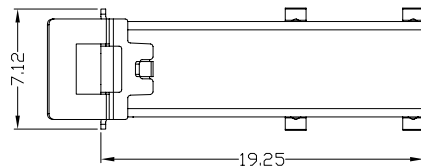


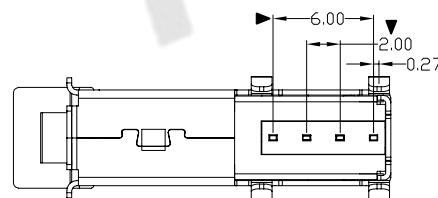
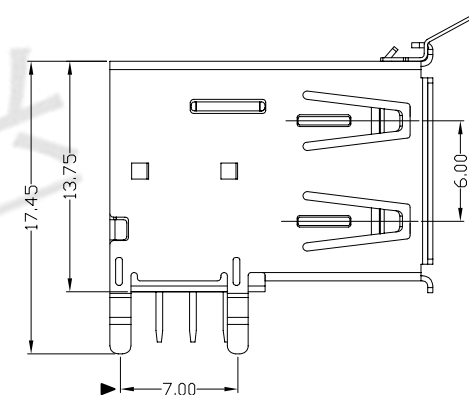
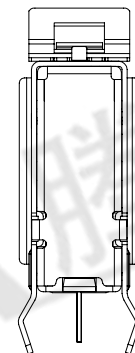
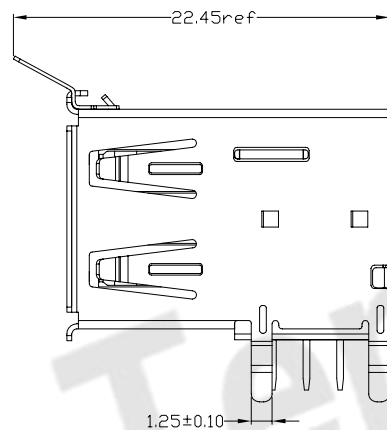
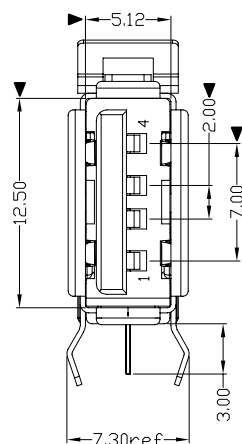


RoHS  
Compliant  
2002/95/EC

REV.	ECN.	NO.	APPD.



RECOMMENDED PCB LAYOUT



NOTES:

1. ELECTRICAL:

- 1) VOLTAGE CURRENT RATING: 2AMP, 30V AC;
- 2) INSULATION RESISTANCE: 1000MΩMIN;
- 3) CONTACT RESISTANCE: 30mΩMAX;
- 4) WITHSTANDING VOLTAGE: 500V AC;
- 5) OPERATING TEMPERATURE: -55°C TO +85°C.

2. Mechanical:

- 1) Mating Force: 35N MAX
- 2) Unmating Force: 10N MIN.
- 3) DIMENSIONS MARKED "▼" TO BE CHECKED BY Q.C & IPQC.

4. PART NO.

USAF-04\*N-1\*C67

1: Au 1U\*  
6: Au 30U\*

W: WHITE  
B: BLACK  
1: PBT  
2: PA6T  
3: PA9T  
4: LCP

Bill of materials:

NO	PARTS	MATERIAL	QTY	FINISHING	X. ±0.35	X.* ±2*	UNITS
5	BACK COVER	SPCC	1	PLATED NICKEL	.X ±0.35	.X.* ±2*	mm
4	BOTTOM COVER	PBT	1	UL94V-0	.X ±0.3	.X.* ±1*	MAT'L
3	HOUSING	PBT	1	UL94V-0	.XX ±0.25	.XX*	SEE NOTE
2	SHELL	COPPER ALLOY	1	PLATED NICKEL	.XXX ±0.15	.XXX*	SEE NOTE
1	TERMINAL	COPPER ALLOY	4	PLATED GOLD/TIN	THESE DRAWINGS AND SPECIFICATIONS ARE THE PROPERTY OF ACCURATE INNOVATECH INC. AND SHALL NOT BE REPRODUCED, COPIED OR USED IN ANY MANNER WITHOUT THE PRIOR WRITTEN CONSENT OF ACCURATE INNOVATECH INC.		
NO	PARTS	MATERIAL	QTY	FINISHING	Q'TY		

东莞市腾兴电子有限公司

TITLE:  
USB AF 侧插长体加加强筋  
带接地片成品

PART NO.:  
USAF-04XN-1\*C67

DR: gan 2012/6/29

DWG NO.:  
AII-C67

CHKD: gan 2012/6/29

APPD:

SCALE	SHEET	REV.	CUSTOMER DRAWING
1:1	1/1	B	