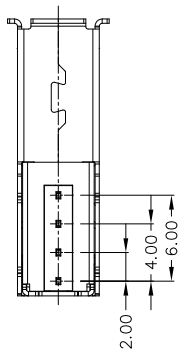
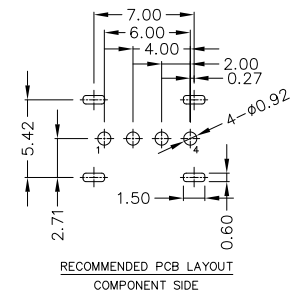
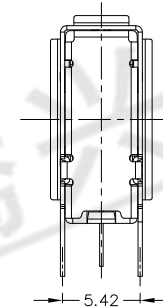
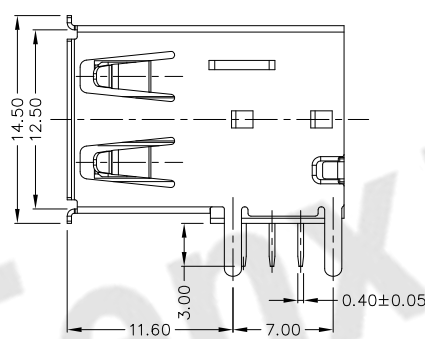
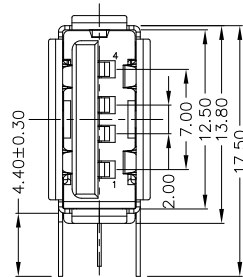
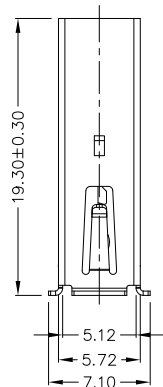




RoHS
Compliant
2002/95/EC

REV.	ECN.	NO.	APPD.



NOTES:

1. ELECTRICAL:

- 1) VOLTAGE CURRENT RATING: 2AMP,30V AC;
- 2) INSULATION RESISTANCE: 1000MΩMIN;
- 3) CONTACT RESISTANCE: 30mΩMAX;
- 4) WITHSTANDING VOLTAGE: 500V AC;
- 5) OPERATING TEMPERATURE: -55°C TO +85°C.

2. Mechanical:

- 1) Mating Force: 35N MAX
- 2) Unmating Force: 10N MIN.

3. NOTE: 1.DIMENSIONS MARKED "▼" TO BE CHECKED BY Q.C & IPQC.

4.PART NO.

USAF-04*N-1*C601

1: Au 1U"
6: Au 30U"

W: WHITE
B: BLACK
1: PBT
2: PA6T
3: PA9T
4: LCP

Bill of materials:

NO	PARTS	MATERIAL	QTY	FINISHING	X. ±0.35	X.' ±2'	UNITS
5	BACK COVER	SPCC	1	PLATED NICKEL	X. ±0.35	X.' ±2'	mm
4	BOTTOM COVER	PBT+30%GF	1	UL94V-0	.X ±0.30	.X' ±1'	MAT'L
3	HOUSING	PBT+30%GF	1	UL94V-0	.XX ±0.25	.XX'	SEE NOTE
2	SHELL	COPPER ALLOY	1	PLATED NICKEL	.XXX ±0.15	.XXX'	FINISH
1	TERMINAL	COPPER ALLOY	4	PLATED GOLD/TIN			SEE NOTE
							Q'TY

THESE DRAWINGS AND SPECIFICATIONS ARE THE PROPERTY OF ACCURATE INNOTECH INC AND SHALL NOT BE REPRODUCED, COPIED OR USED IN ANY MANNER WITHOUT THE PRIOR WRITTEN CONSENT OF ACCURATE INNOTECH INC.



东莞市腾兴电子有限公司

TITLE: USB AF 90度 DIP 侧立式
长体直脚

PART NO.: USAF-04XN-1XC601

DR: Ricky 2018/11/19

DWG NO.: All-C601

CHKD: Ricky 2018/11/19

SCALE SHEET REV. CUSTOMER DRAWING

APPD:

1:1 1/1 B