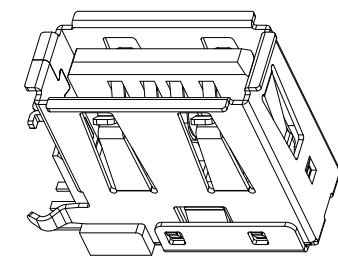
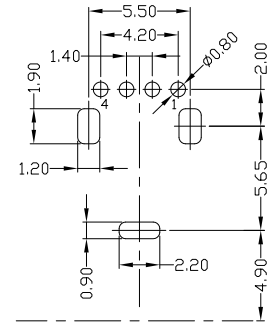
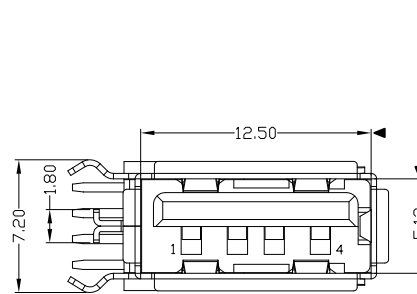


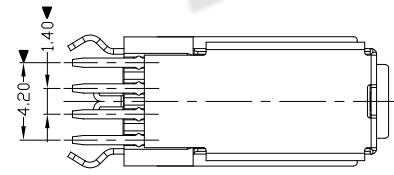
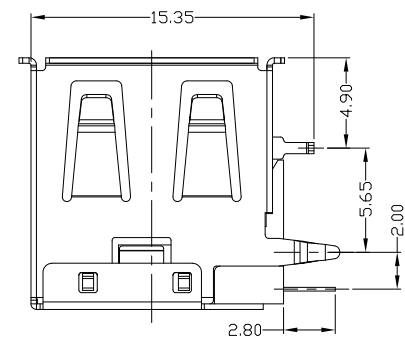
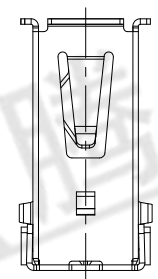
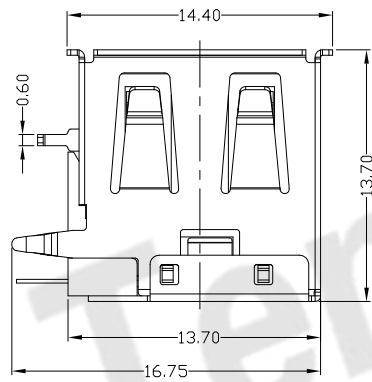
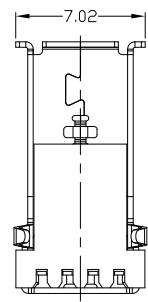


RoHS
Compliant
2002/95/EC

REV.	ECN.	NO.	APPD.



RECOMMEND PCB LAYOUT



NOTES:

- ELECTRICAL:
 - VOLTAGE CURRENT RATING: 2AMP, 30V AC;
 - INSULATION RESISTANCE: 1000MΩ MIN;
 - CONTACT RESISTANCE: 30mΩ MAX;
 - WITHSTANDING VOLTAGE: 500V AC;
 - OPERATING TEMPERATURE: -55°C TO +85°C.
- Mechanical:
 - Mating Force: 35N MAX
 - Unmating Force: 10N MIN.
- DIMENSIONS MARKED "▼" TO BE CHECKED BY Q.C & IPQC.

4. PART NO.

USAF-04*N-1*CA2
 W: WHITE
 B: BLACK
 1: Au 1U"
 6: Au 30U"
 1: PBT
 2: PA6T
 3: PA9T
 4: LCP

Bill of materials:

NO	PARTS	MATERIAL	QTY	FINISHING
4	BACK COVER	COPPER ALLOY	1	PLATED NICKEL
3	HOUSING	PBT/LCP	1	UL94V-0
2	SHELL	COPPER ALLOY	1	PLATED NICKEL
1	TERMINAL	COPPER ALLOY	4	PLATED GOLD/TIN

UNITS	MAT'L	FINISH	Q'TY
mm	SEE NOTE	SEE NOTE	
X: ±0.35	.X' ±2"		
.X ±0.3	.X' ±1"		
.XX ±0.25	.XX'		
.XXX ±0.15	.XXX'		

东莞市腾兴电子有限公司			
TITLE: USB A/F 90° DIP侧插三只脚		PART NO.: USAF-04*N-1*CA2	
DR: gan 2012/7/05		DWG NO.: AII-CA2	
CHKD: gan 2012/7/05		SCALE: 1:1	SHEET: 1/1
APPD:		REV.: B	CUSTOMER DRAWING

THESE DRAWINGS AND SPECIFICATIONS ARE THE PROPERTY OF ACCURATE INNOVATECH INC AND SHALL NOT BE REPRODUCED, COPIED OR USED IN ANY MANNER WITHOUT THE PRIOR WRITTEN CONSENT OF ACCURATE INNOVATECH INC.

