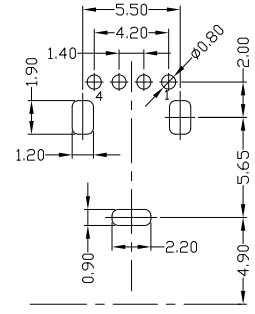
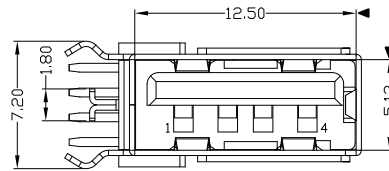


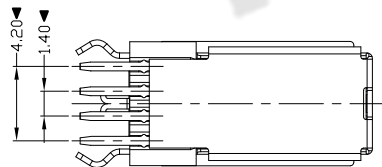
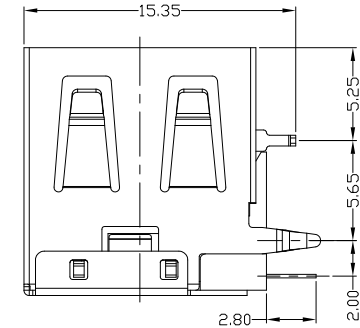
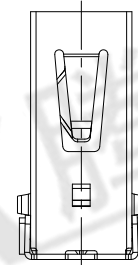
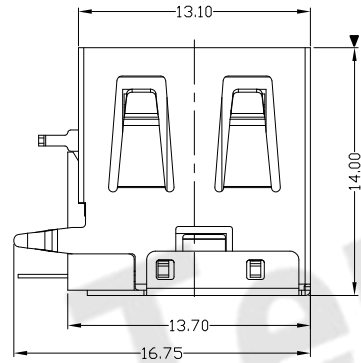
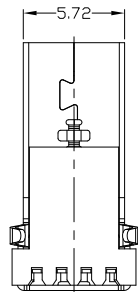
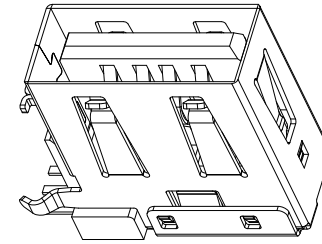


RoHS
Compliant
2002/95/EC

REV.	ECN.	NO.	APPD.



RECOMMEND PCB LAYOUT



NOTES:

- ELECTRICAL:
 - VOLTAGE CURRENT RATING: 2AMP, 30V AC;
 - INSULATION RESISTANCE: 1000MΩ MIN;
 - CONTACT RESISTANCE: 30mΩ MAX;
 - WITHSTANDING VOLTAGE: 500V AC;
 - OPERATING TEMPERATURE: -55°C TO +85°C.
- Mechanical:
 - Mating Force: 35N MAX
 - Unmating Force: 10N MIN.
- DIMENSIONS MARKED "▼" TO BE CHECKED BY Q.C & IPQC.

4. PART NO.

USAF-04*N-1*CA4
 W: WHITE
 B: BLACK
 1: Au 1U"
 6: Au 30U"
 1: PBT
 2: PA6T
 3: PA9T
 4: LCP

Bill of materials:

NO	PARTS	MATERIAL	QTY	FINISHING	UNITS	mm	东莞市腾兴电子有限公司					
4	BACK COVER	COPPER ALLOY	1	PLATED NICKEL	X. ±0.35	X.' ±2'	MAT'L	TITLE: USB AF 90° DIP侧插三只脚 平口				
3	HOUSING	PBT/LCP	1	UL94V-0	.X ±0.3	.X' ±1'						SEE NOTE
2	SHELL	COPPER ALLOY	1	PLATED NICKEL	.XX ±0.25	.XX'	FINISH	DR: gan 2012/07/05				
1	TERMINAL	COPPER ALLOY	4	PLATED GOLD/TIN	.XXX ±0.15	.XXX'		SEE NOTE	DWG NO.: AII-CA4			
NO	PARTS	MATERIAL	QTY	FINISHING	THESE DRAWINGS AND SPECIFICATIONS ARE THE PROPERTY OF ACCURATE INNOVATECH INC. AND SHALL NOT BE REPRODUCED, COPIED OR USED IN ANY MANNER WITHOUT THE PRIOR WRITTEN CONSENT OF ACCURATE INNOVATECH INC.		Q'TY	APPD: gan 2012/07/05	SCALE: 1:1	SHEET: 1/1	REV: B	CUSTOMER DRAWING