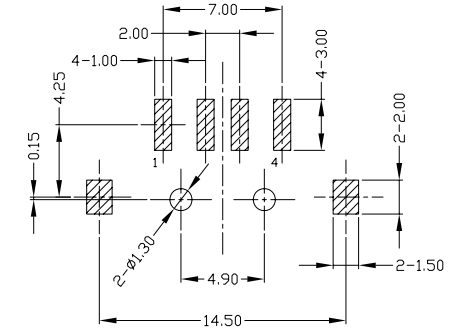
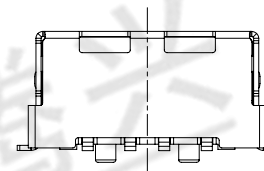
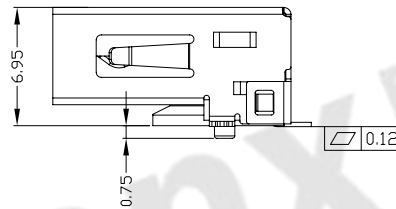
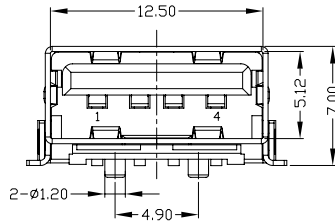
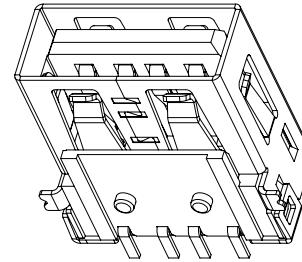
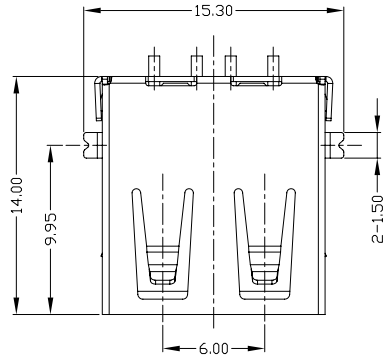


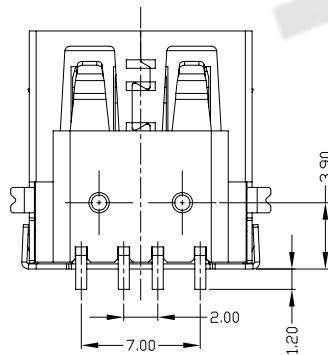


RoHS
Compliant
2002/95/EC

REV.	ECN.	NO.	APPD.



RECOMMENDED PCB LAYOUT



NOTES:

- ELECTRICAL:
 - VOLTAGE CURRENT RATING: 2AMP, 30V AC;
 - INSULATION RESISTANCE: 1000MΩ MIN;
 - CONTACT RESISTANCE: 30mΩ MAX;
 - WITHSTANDING VOLTAGE: 500V AC;
 - OPERATING TEMPERATURE: -55°C TO +85°C.
- Mechanical:
 - Mating Force: 35N MAX
 - Unmating Force: 10N MIN.
- NOTE: 1. DIMENSIONS MARKED "▼" TO BE CHECKED BY Q.C & IPQC.

4. PART NO.

USAF-04*N-4*V608

1:Au 1U*
6:Au 30U*
W: WHITE
B: BLACK
1:PBT
2:PA6T
3:PA9T
4:LCP

Bill of materials:

NO	PARTS	MATERIAL	QTY	FINISHING	UNITS	mm	东莞市腾兴电子有限公司						
3	HOUSING	LCP+30%GF	1	UL94V-0	X. ±0.35	X.' ±2'	MAT'L	TITLE: USB AF SMT鱼叉脚 全贴式无卷边		PART NO.: USAF-04*N-4*V608			
2	SHELL	COPPER ALLOY/SPCC	1	PLATED NICKEL	.X ±0.3	.X' ±1'						SEE NOTE	
1	TERMINAL	COPPER ALLOY	4	PLATED GOLD/TIN	.XX ±0.25	.XX'	FINISH	DR: gan 2016/04/07		DWG NO.: AII-V608			
					.XXX ±0.15	.XXX'	SEE NOTE	CHKD: gan 2016/04/07		SCALE	SHEET	REV.	CUSTOMER
							Q'TY	APPD:		1:1	1/1	B	DRAWING

THESE DRAWINGS AND SPECIFICATIONS ARE THE PROPERTY OF ACCURATE INNOTECH INC AND SHALL NOT BE REPRODUCED, COPIED OR USED IN ANY MANNER WITHOUT THE PRIOR WRITTEN CONSENT OF ACCURATE INNOTECH INC.

