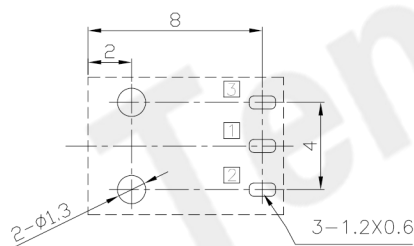
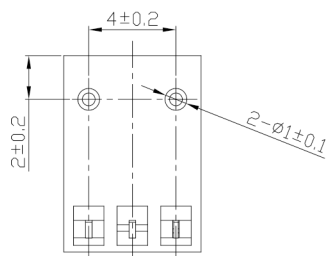
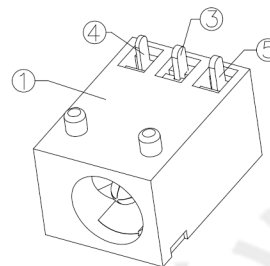
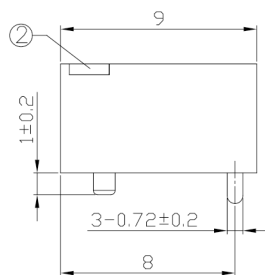
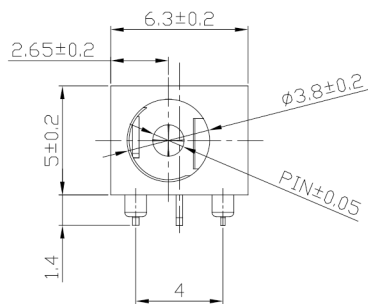




RoHS
Compliant
2002/95/EC

REV.	ECN.	NO.	APPD.

DIMENSIONS



P.C.B Layout (Top view)

MODEL CODE:

DCB0-0003B- A □ 66 BK S 0 4

(1) (2) (3)(4) (5) (6) (7)(8) (9)

(1):Series type:DIP DC POWER JACK.

(2):Series No.

(3):Schematic option: A

(4):Center pin diameter:

C=φ1.0 , E=φ1.3

(5):Material of housing:

PB=PBT , 66=PA66

(6):Housing color:

BK=Black

(7):Terminal plating

S=Silver(Ag)

(8):Special option:

0=No special option

(9):Packing mode:

4=Bag packing

Specification:

1.Rating :DC 20V 2A.

2.Contact resistance :≤30mΩ

After test:≤100mΩ

3.Insulation resistance : ≥100MΩ (DC500V).

After test:≥50MΩ

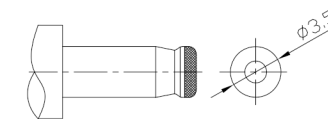
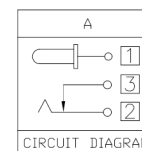
4.Withstanding voltage: 500VAC .

5.Insertion and extraction force: 3N~30N.

6.life test: 5000cycles min.

7.Operation temperature range:-20℃~70℃.

8.Preservative temperature range:-40℃~85℃.



DC MATE PLUG

Model No.	C	E
CENTER PIN	φ1.0	φ1.3

○: ITEM NO. □: TERMINAL NO.

NO.	PARTS	MATERIAL	Q'TY	FINISHING	TOLERANCE	ANGLES	UNITS	mm
⑤	Shunt terminal ③	Brass t=0.30	1	Silver Plating	±0.3	±2'	MAT'L	
④	Tip spring ②	Stainless steel t=0.20	1	Silver Plating			SEE NOTE	
③	Center pin ①	Brass t=0.30	1	Silver Plating			FINISH	
②	Cover	PA66/PBT	1				SEE NOTE	
①	Housing	PA66/PBT	1				Q'TY	

THESE DRAWINGS AND SPECIFICATIONS ARE THE PROPERTY OF ACCURATE INNO TECH INC AND SHALL NOT BE REPRODUCED, COPIED OR USED IN ANY MANNER WITHOUT THE PRIOR WRITTEN CONSENT OF ACCURATE INNO TECH INC.



东莞市腾兴电子有限公司

TITLE: DIP DC POWER JACK

PART NO.: DCB0-0003B

DR: Ricky 2019/03/05

DWG NO.: AB0-0003B

CHKD: Ricky 2019/03/05

APPD:

SCALE	SHEET	REV.	CUSTOMER DRAWING
1:1	1/1	A	