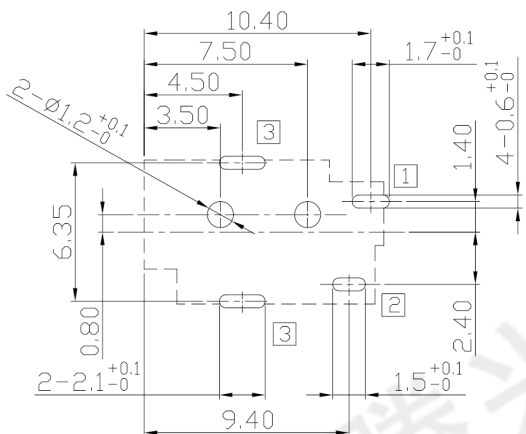
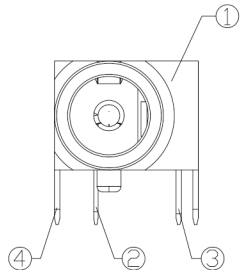
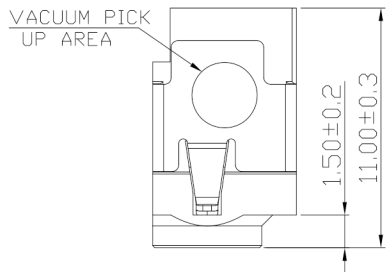




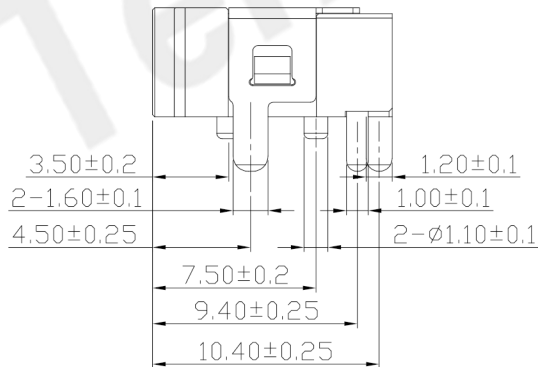
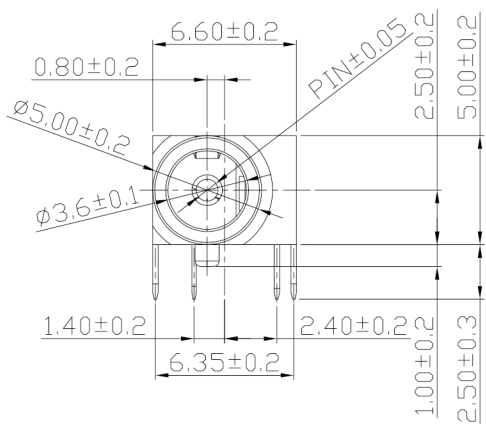
RoHS
Compliant
2002/95/EC

Halogen Free

DIMENSIONS



PCB HOLES(TOP VIEW) t=1.6mm
NOTE:GENERAL TOLERANCE:±0.05mm

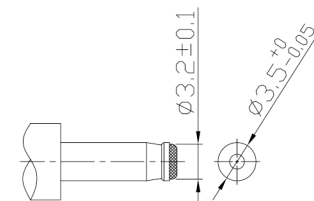
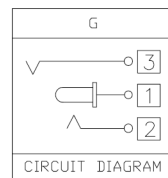


MODEL CODE:

- DCB0-0031L- G □ 10 BK N H 4
(1) (2) (3)(4) (5) (6) (7)(8) (9)
(1):Series type:DIP DC POWER JACK.
(2):Series No.
(3):Schematic option: G
(4):Center pin diameter:
C=∅1.0 , E=∅1.3
(5):Material of housing:
10=PA10T
(6):Housing color:
BK=Black (Standard)
(7):Terminal plating
N=Nickel(Ni 40u"Min)
(8):Special option:
H=No halogen
(9):Packing mode:
1=Tape&Reel packing
4=Bag packing

SPECIFICATION:

- Rating : DC 30V 2A;
- Contact resistance : ≤30mΩ;
After test:≤50mΩ
- Insulation resistance : ≥100MΩ (DC500V);
After test:≥50MΩ
- Withstand voltage : 500VAC ;
- Insertion and extraction force : 3-30N;
- life test : 5,000 cycles;
- Operation temperature range:-20°C~70°C;
- Preservative temperature range:-40°C~85°C;



DC MATE PLUG

Model No.	C	E
CENTER PIN	∅1.0	∅1.3

○: ITEM NO. □: TERMINAL NO.

NO.	PARTS	MATERIAL	Q'TY	FINISHING
④	Tip spring II ③	Copper Alloy t=0.25	1	Ni plating
③	Tip spring I ②	Copper Alloy t=0.25	1	Ni plating
②	Center pin ①	Copper Alloy t=0.20	1	Ni plating
①	Housing	Hi-Tem. Thermoplastic	1	Black HF

TOLERANCE	ANGLES	UNITS	mm
.X ±0.38	X ±5'	MAT'L	
.XX ±0.30	.X ±3'	SEE NOTE	
.XXX ±0.15	.XX ±2'	FINISH	
		SEE NOTE	
		Q'TY	

东莞市腾兴电子有限公司			
TITLE: DIP DC POWER JACK		PART NO.: DCB0-0031L	
DR: Ricky 2019/04/12		DWG NO.: AB0-0031L	
CHKD: Ricky 2019/04/12		SCALE	SHEET
APPD:		1:1	1/1
		REV. A	CUSTOMER DRAWING

THESE DRAWINGS AND SPECIFICATIONS ARE THE PROPERTY OF ACCURATE INNO TECH INC AND SHALL NOT BE REPRODUCED, COPIED OR USED IN ANY MANNER WITHOUT THE PRIOR WRITTEN CONSENT OF ACCURATE INNO TECH INC.