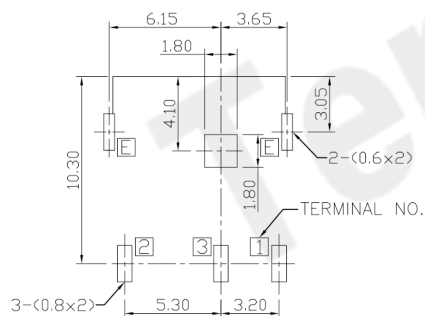
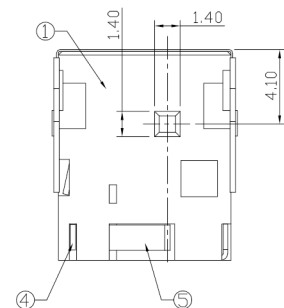
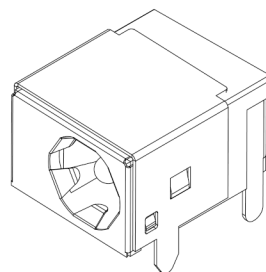
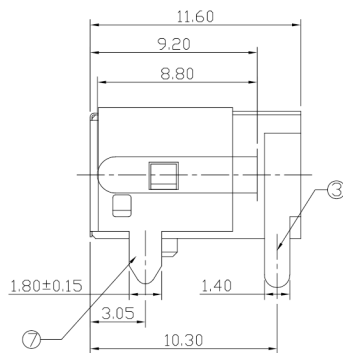
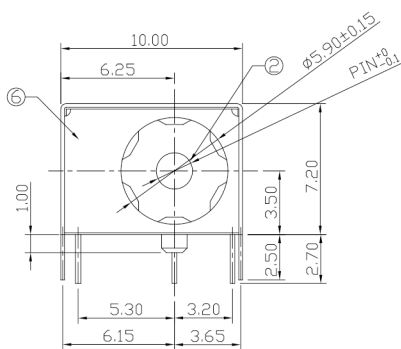




RoHS Compliant  
2002/95/EC

### DIMENSIONS



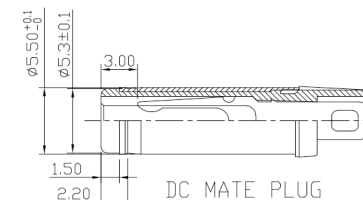
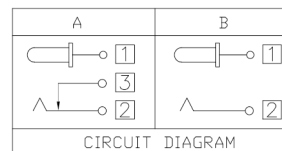
PCB HOLES(BOTTOM VIEW) t=1.6mm  
NOTE:GENERAL TOLERANCE:±0.05mm

### MODEL CODE:

- DCB0-0044H- A □ 9T BK S 0 1  
(1) (2) (3)(4) (5) (6) (7)(8) (9)
- (1):Series type:DIP DC POWER JACK.
  - (2):Series No.
  - (3):Schematic option: A , B
  - (4):Center pin diameter:  
G=∅1.65 , H=∅2.0 , J=∅2.5
  - (5):Material of housing:  
9T=PA9T
  - (6):Housing color:  
BK=Black (Standard)
  - (7):Terminal plating  
S=Ag:8u"  
A=Ag:20u"
  - (8):Special option:  
0=No special option
  - (9):Packing mode:  
1=Reel packing  
3=Plastic box packing  
4=Bag packing

### SPECIFICATION:

- 1.Rating : DC 25V 3A;
- 2.Contact resistance: ≤50mΩ;  
After test:≤100mΩ
- 3.Insulation resistance: ≥100MΩ (DC500V);  
After test:≥50MΩ
- 4.Withstand voltage: 500VAC ;
- 5.Insertion and extraction force: 3-30N;
- 6.life test: 5,000 cycles;
- 7.Operation temperature range:-20°C~70°C;
- 8.Preservative temperature range:-40°C~85°C;



Model No.	G	H	J
CENTER PIN	∅1.65	∅2.0	∅2.5

○: ITEM NO. □: TERMINAL NO.

NO.	PARTS	MATERIAL	Q'TY	FINISHING	TOLERANCE	ANGLES	UNITS	mm	东莞市腾兴电子有限公司			
7	Ground shield	Brass t=0.20	1	Ni:40u"Min	.X ±0.50	X ±5°	MAT'L		TITLE: DIP DC POWER JACK		PART NO.: DCB0-0044H	
6	Shield plate	Stainless steel t=0.10	1		.XX ±0.30	.X ±3°	SEE NOTE		DR: Ricky 2019/04/29		DWG NO.: AB0-0044H	
5	Shunt Terminal	Brass t=0.30	1	Ag:8u"/Ag:20u"	.XXX ±0.15	.XX ±2°	FINISH		CHKD: Ricky 2019/04/29		SCALE SHEET REV. CUSTOMER DRAWING	
4	Tip Spring	Phosphor Bronze t=0.30	1	Ag:8u"/Ag:20u"			SEE NOTE		APPD:		1:1 1/1 A	
3	Center pin contact	Brass t=0.25	1	Ag:8u"/Ag:20u"			Q'TY					
2	Center pin	Copper alloy	1	Ni:40u"Min								
1	Housing	HIGH TEMP. THERMOPLASTIC	1	Black								

THESE DRAWINGS AND SPECIFICATIONS ARE THE PROPERTY OF ACCURATE INNOVATECH INC AND SHALL NOT BE REPRODUCED, COPIED OR USED IN ANY MANNER WITHOUT THE PRIOR WRITTEN CONSENT OF ACCURATE INNOVATECH INC.

