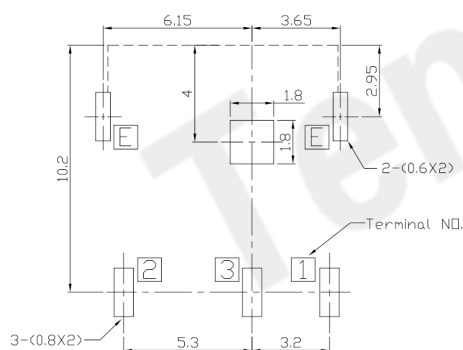
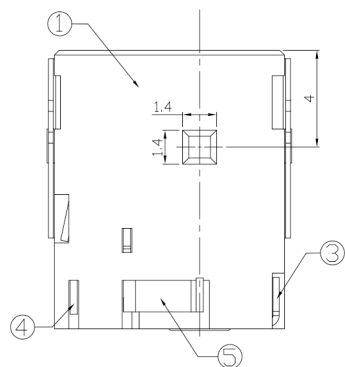
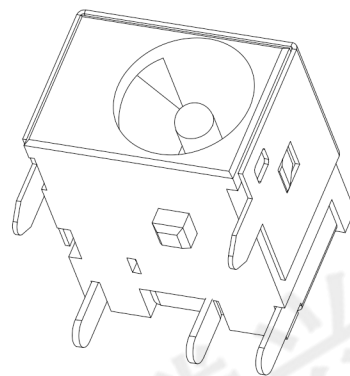
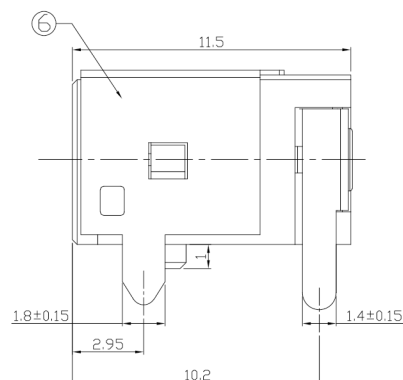
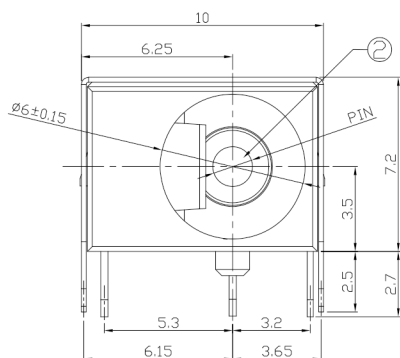




RoHS Compliant
2002/95/EC

DIMENSIONS



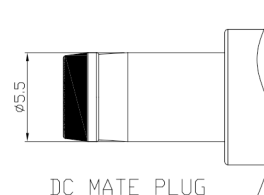
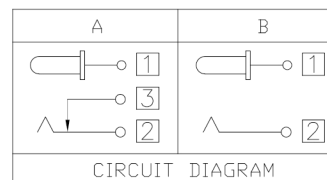
P.C.B Layout
(Copper-sided view)

MODEL CODE:

- DCB0-0044J- A □ PB BK S Q 4
 (1) (2) (3)(4) (5) (6) (7)(8) (9)
 (1):Series type:DIP DC POWER JACK.
 (2):Series No.
 (3):Schematic option: A , B
 (4):Center pin diameter:
 G=φ1.65 , H=φ2.0 , J=φ2.5
 (5):Material of housing:
 PB=PBT(Standard) , 9T=PA9T
 (6):Housing color:
 BK=Black (Only)
 (7):Terminal plating
 S=Silver(Ag) (Standard)
 T=Tin(Sn)
 G=Gold(Au)
 (8):Special option:
 0=No special option
 (9):Packing mode:
 1=Reel packing
 4=Bag packing

SPECIFICATION:

- Rating : DC 25V 3.0A;
- Contact resistance: ≤50mΩ ;
After test:≤100mΩ
- Insulation resistance: ≥100MΩ (DC250V);
After test:≥50MΩ
- Withstand voltage: 500VAC ;
- Insertion and extraction force: 3-30N;
- life test: 5,000 cycles;
- Operation temperature range:-20°C~70°C;
- Preservative temperature range:-40°C~85°C;



Model No.	G	H	J
CENTER PIN	φ1.65	φ2.0	φ2.5

○: ITEM NO. □: TERMINAL NO.

NO.	PARTS	MATERIAL	Q'TY	FINISHING
⑥	Earth terminal	Phosphor bronze	1	Ni-Plating
⑤	Shunt terminal	Brass	1	Ag-Plating
④	Tip spring	Phosphor bronze	1	Ag-Plating
③	Center pin contact	Brass	1	Ag-Plating
②	Center pin	Brass	1	Ni-Plating
①	Housing	PBT/PA9T	1	

THESE DRAWINGS AND SPECIFICATIONS ARE THE PROPERTY OF ACCURATE INNOVATION INC AND SHALL NOT BE REPRODUCED, COPIED OR USED IN ANY MANNER WITHOUT THE PRIOR WRITTEN CONSENT OF ACCURATE INNOVATION INC.

TOLERANCE	ANGLES	UNITS	mm
±0.3	±2°	MAT'L	SEE NOTE
		FINISH	SEE NOTE
		Q'TY	

东莞市腾兴电子有限公司			
TITLE: DIP DC POWER JACK		PART NO.: DCB0-0044J	
DR: Ricky 2019/04/29		DWG NO.: AB0-0044J	
CHKD: Ricky 2019/04/29		SCALE	SHEET
APPD:		1:1	1/1
		REV. A	CUSTOMER DRAWING