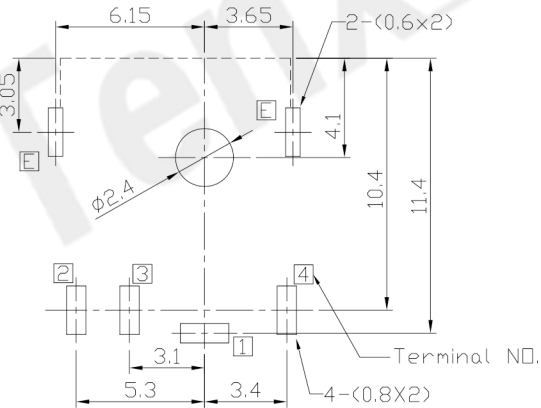
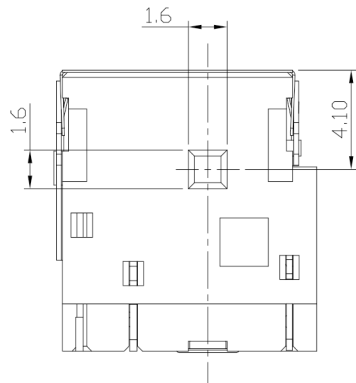
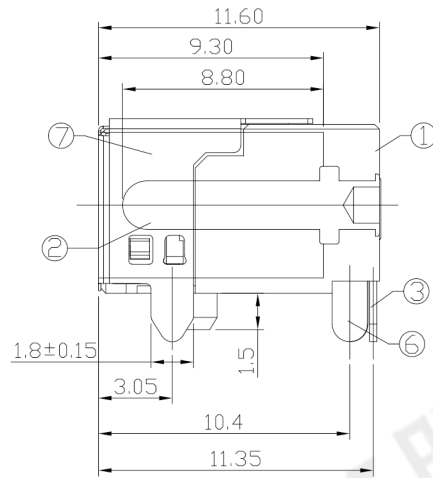
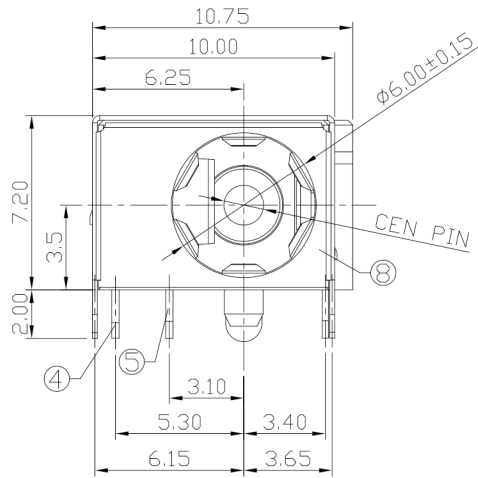




RoHS
Compliant
2002/95/EC

DIMENSIONS

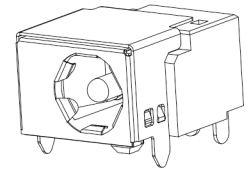


PCB HOLES(BOTTOM VIEW) t=1.6mm
NOTE:GENERAL TOLERANCE:±0.05mm

MODEL CODE:

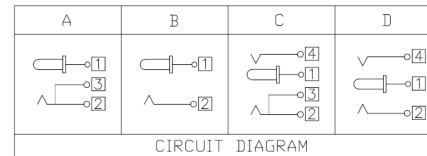
DCB0-0044L- C □ 9T BK S 0 1

- (1) (2) (3)(4) (5) (6) (7)(8) (9)
- (1):Series type:DIP DC POWER JACK.
- (2):Series No.
- (3):Schematic option: A , B , C , D
- (4):Center pin diameter:
G=φ1.65 , H=φ2.0 , J=φ2.5
- (5):Material of housing:
9T=PA9T (Standard) , 10=PA10T
- (6):Housing color:
BK=Black(Standard)
- (7):Terminal plating
S=Silver(Ag=20u")
- (8):Special option:
0=No special option
H=Halogen Free
- (9):Packing mode:
1=Reel packing
A=Reel packing(□posite)

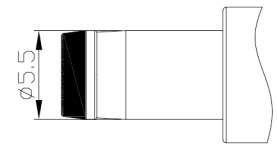


SPECIFICATION:

- 1.Rating : DC 20V 5A;
- 2.Contact resistance: ≤30mΩ;
After test:≤50mΩ
- 3.Insulation resistance: ≥100MΩ (DC500V);
After test:≥50MΩ
- 4.Withstand voltage: 500VAC ;
- 5.Insertion and extraction force: 3-30N;
- 6.life test: 5,000 cycles;
- 7.Operation temperature range:-20°C~70°C;
- 8.Preservative temperature range:-40°C~85°C;



Model No.	G	H	J
CENTER PIN	φ1.65	φ2.0	φ2.5



DC MATE PLUG

○: ITEM NO. □: TERMINAL NO.

NO.	PARTS	MATERIAL	Q'TY	FINISHING	TOLERANCE	ANGLES	UNITS
8	Shield plate	Stainless steel	1				mm
7	Ground shield	Brass	1	Nickel plating	.X ±0.50	X ±5°	MAT'L
6	Tip spring-2	Phosphor Bronze	1	Silver plating	.XX ±0.30	.X ±3°	SEE NOTE
5	Shunt Terminal	Brass	1	Silver plating	.XXX ±0.15	.XX ±2°	FINISH
4	Tip spring-1	Phosphor Bronze	1	Silver plating			SEE NOTE
3	Center pin terminal	Brass	1	Silver plating			Q'TY
2	Center pin	Brass	1	Nickel plating			
1	Housing	PA9T/PA10T	1				

THESE DRAWINGS AND SPECIFICATIONS ARE THE PROPERTY OF ACCURATE INNOVATECH INC AND SHALL NOT BE REPRODUCED, COPIED OR USED IN ANY MANNER WITHOUT THE PRIOR WRITTEN CONSENT OF ACCURATE INNOVATECH INC.

东莞市腾兴电子有限公司

TITLE: DIP DC POWER JACK	PART NO.: DCB0-0044L
DR: Ricky 2019/04/29	DWG NO.: AB0-0044L
CHKD: Ricky 2019/04/29	SCALE SHEET REV. CUSTOMER DRAWING
APPD:	1:1 1/1 A