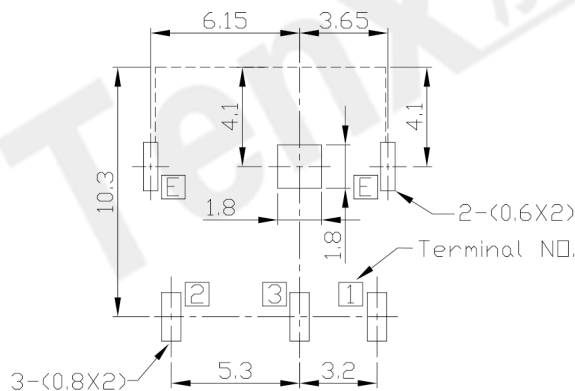
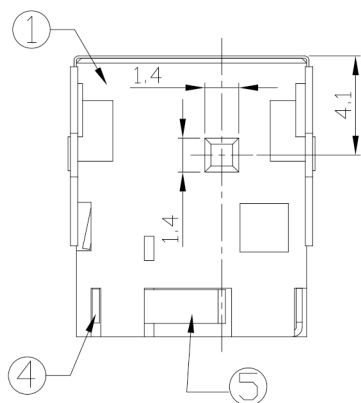
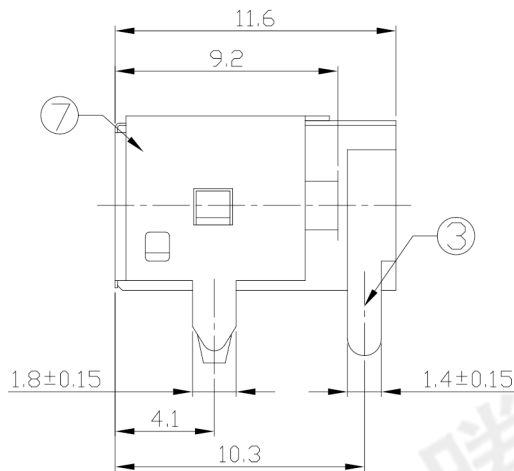
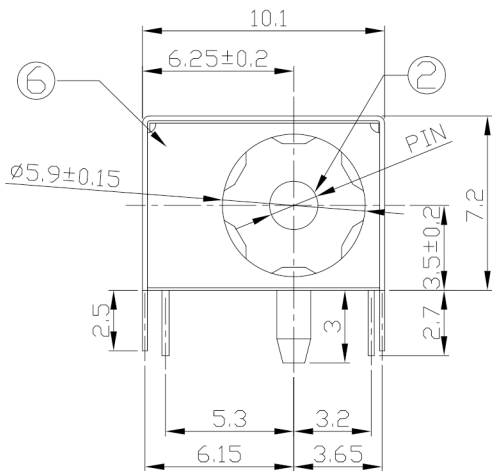




RoHS
Compliant
2002/95/EC

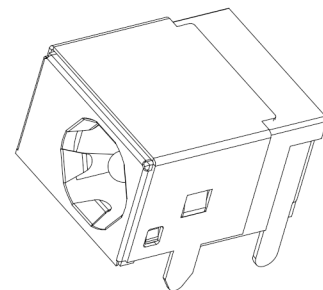
DIMENSIONS



RECOMMENDED P.C.B. LAYOUT
UNSPECIFIED TOLERANCE:±0.05
(COPPER-SIDED VIEW)

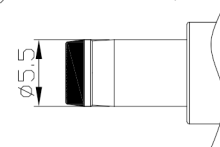
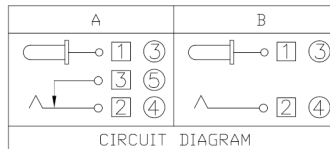
MODEL CODE:

- DCB0-0044Q- A □ 9T BK S 0 4
 (1) (2) (3)(4) (5) (6) (7)(8) (9)
 (1):Series type:DIP DC POWER JACK.
 (2):Series No.
 (3):Schematic option: A , B
 (4):Center pin diameter:
 G=φ1.65 , H=φ2.0 , J=φ2.5
 (5):Material of housing:
 9T=PA9T(Standard) , PB=PBT
 (6):Housing color:
 BK=Black(Only)
 (7):Terminal plating
 S=Silver(Ag)(Standard)
 T=Tin(Sn)
 G=Gold(Au)
 (8):Special option:
 0=No special option
 (9):Packing mode:
 1=Reel packing
 3=Plastic box packing
 4=Bag packing



SPECIFICATION:

- Rating : DC 25V 3A;
- Contact resistance: ≤50mΩ;
After test:≤100mΩ
- Insulation resistance: ≥100MΩ (DC500V);
After test:≥50MΩ
- Withstand voltage: 500VAC ;
- Insertion and extraction force: 3-30N;
- life test: 5,000 cycles;
- Operation temperature range:-20°C~70°C;
- Preservative temperature range:-40°C~85°C;



DC MATE PLUG

Model No.	G	H	J
CENTER PIN	φ1.65	φ2.0	φ2.5

○: ITEM NO. □: TERMINAL NO.

NO.	PARTS	MATERIAL	Q'TY	FINISHING	TOLERANCE	ANGLES	UNITS	mm
7	Ground shield	Copper Alloy	1	Ni-Plating	±0.3	±2°	MAT'L	SEE NOTE
6	Shield plate	Stainless steel	1	Ni-Plating				
5	Shunt Terminal	Copper Alloy	1	Ag-Plating	SEE NOTE	FINISH	SEE NOTE	Q'TY
4	Tip Spring	Copper Alloy	1	Ag-Plating				
3	Center pin contact	Copper Alloy	1	Ag-Plating	SEE NOTE	FINISH	SEE NOTE	Q'TY
2	Center pin	Copper Alloy	1	Ni-Plating				
1	Housing	PBT/PA9T	1		SEE NOTE	FINISH	SEE NOTE	Q'TY
1	PARTS	MATERIAL	Q'TY	FINISHING				

THESE DRAWINGS AND SPECIFICATIONS ARE THE PROPERTY OF ACCURATE INNOVATECH INC AND SHALL NOT BE REPRODUCED, COPIED OR USED IN ANY MANNER WITHOUT THE PRIOR WRITTEN CONSENT OF ACCURATE INNOVATECH INC.

东莞市腾兴电子有限公司

TITLE: DIP DC POWER JACK PART NO.: DCB0-0044Q

DR: Ricky 2019/04/30 DWG NO.: AB0-0044Q

CHKD: Ricky 2019/04/30 SCALE SHEET REV. CUSTOMER DRAWING
1:1 1/1 A

