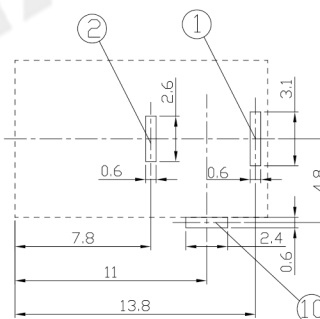
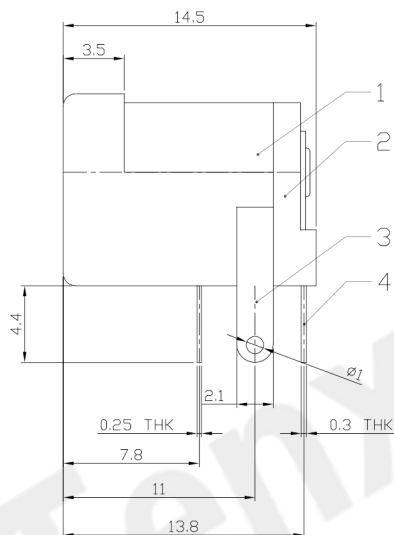
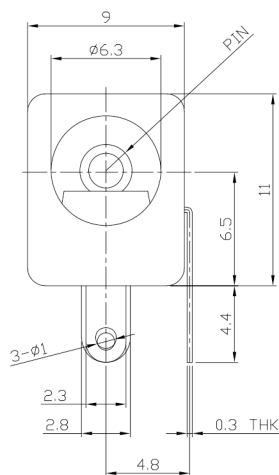




RoHS  
Compliant  
2002/95/EC

REV.	ECN.	NO.	APPD.

### DIMENSIONS



P.C.B LAYOUT  
TOP VIEW

### MODEL CODE:

DCJ0-02100- A □ PB BK S 0 4

(1) (2) (3)(4) (5) (6) (7)(8) (9)

(1):Series type:DIP DC POWER JACK.

(2):Series No.

(3):Schematic option: A

(4):Center pin diameter:

H=ø2.0 , J=ø2.5

(5):Material of housing:

PB=PBT

(6):Housing color:

BK=Black

(7):Terminal plating

S=Silver(Ag)

(8):Special option:

0=No special option

(9):Packing mode:

4=Bag packing

### Specification:

1.Rating :DC 30V 0.3A.

2.Contact resistance :≤100mΩ

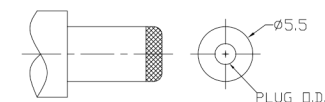
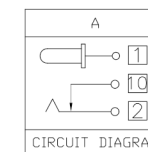
3.Insulation resistance : ≥100MΩ (500VDC).

4.Withstanding voltage: 500VAC .

5.Insertion and extraction force: 0.3~3Kgs.

6.life test: 5000cycles min.

7.Operation temperature range:-25°C~70°C



DC MATE PLUG

Model No.	H	J
CENTER PIN	ø2.0	ø2.5
PLUG O.D.	2.05 <sup>+0.10</sup> <sub>-0.00</sub>	2.55 <sup>+0.10</sup> <sub>-0.00</sub>

### Bill of materials:

NO.	PARTS	MATERIAL	Q'TY	FINISHING
6	PLUG PIN	BRASS	1	Ni PLATED
5	SPRING TERMINAL	SUS/PBS STRIP	1	Ag PLATED OVER Ni PLATED
4	CONTACT	BRASS STRIP	1	Ag PLATED OVER Ni PLATED
3	TERMINAL	BRASS STRIP	1	Ag PLATED OVER Ni PLATED
2	COVER	PBT+F.G+94V0/NYLON66+94V0+F.G	1	BLACK
1	CASE	PBT+F.G+94V0/NYLON66+94V0+F.G	1	BLACK

GENERAL TOLERANCE	UNITS mm
WITHIN 1.5mm±0.1mm	MAT'L
OVER 1.5mm±0.2mm	SEE NOTE
	FINISH
	SEE NOTE
	Q'TY

SEE NOTE
SEE NOTE
SEE NOTE

<b>东莞市腾兴电子有限公司</b>			
TITLE:	DIP DC POWER JACK	PART NO.:	DCJ0-02100
DR:	Ricky 2019/03/20	DWG NO.:	ADJ-02100
CHKD:	Ricky 2019/03/20	SCALE	SHEET
APPD:		1:1	1/1
		REV.	CUSTOMER DRAWING
		A	

THESE DRAWINGS AND SPECIFICATIONS ARE THE PROPERTY OF ACCURATE INNOVATECH INC AND SHALL NOT BE REPRODUCED, COPIED OR USED IN ANY MANNER WITHOUT THE PRIOR WRITTEN CONSENT OF ACCURATE INNOVATECH INC.