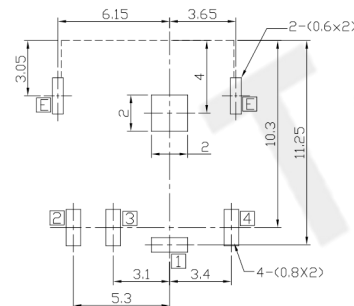
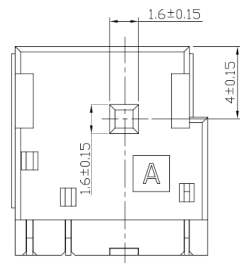
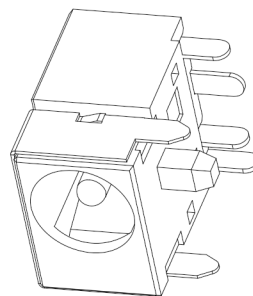
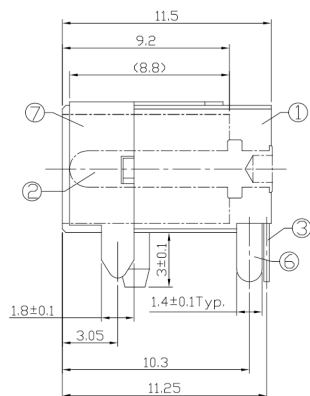
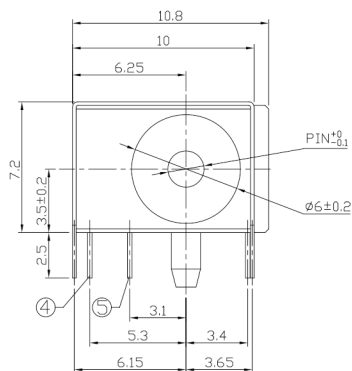


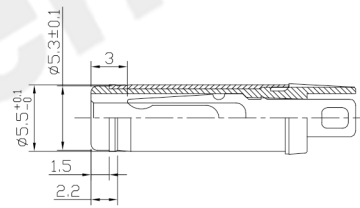


RoHS
Compliant
2002/95/EC

DIMENSIONS



PCB HOLES(BOTTOM VIEW) t=1.6mm
NOTE:GENERAL TOLERANCE:±0.05mm
(BOTTOM VIEW)



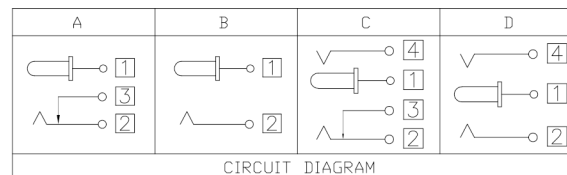
DC MATE PLUG

MODEL CODE:

- DCB0-0044C- C □ PB BK S 0 4
 (1) (2) (3)(4) (5) (6) (7)(8) (9)
 (1):Series type:DIP DC POWER JACK.
 (2):Series No.
 (3):Schematic option: A , B , C , D
 (4):Center pin diameter:
 G=φ1.65 , H=φ2.0 , J=φ2.5
 (5):Material of housing:
 PB=PBT , 9T=PA9T , 10=PA10T
 (6):Housing color:
 BK=Black (Standard)
 (7):Terminal plating
 S=Silver(Ag)(Standard)
 (8):Special option:
 0=No special option
 H=Housing is Halogen Free
 (9):Packing mode:
 1=Reel packing
 3=Plastic box packing
 4=Bag packing

SPECIFICATION:

- Rating : DC 25V 3A;
- Contact resistance: ≤30mΩ;
After test:≤50mΩ
- Insulation resistance: ≥100MΩ (DC500V);
After test:≥50MΩ
- Withstand voltage: 500VAC ;
- Insertion and extraction force: 3-30N;
- life test: 5,000 cycles;
- Operation temperature range:-20°C~70°C;
- Preservative temperature range:-40°C~85°C;



Model No.	G	H	J
CENTER PIN	φ1.65	φ2.0	φ2.5

○: ITEM NO. □: TERMINAL NO.

NO.	PARTS	MATERIAL	Q'TY	FINISHING	TOLERANCE	ANGLES	UNITS	mm	东莞市腾兴电子有限公司			
7	Ground shield	Brass t=0.2	1	Nickel plating	±0.3	±2°	MAT'L	SEE NOTE	TITLE: DIP DC POWER JACK		PART NO.: DCB0-0044C	
6	Tip spring-2	Phosphor Bronze t=0.25	1	Silver plating					DR: Ricky 2019/04/29		DWG NO.: AB0-0044C	
5	Shunt Terminal	Brass t=0.3	1	Silver plating	THESE DRAWINGS AND SPECIFICATIONS ARE THE PROPERTY OF ACCURATE INNOTECH INC AND SHALL NOT BE REPRODUCED, COPIED OR USED IN ANY MANNER WITHOUT THE PRIOR WRITTEN CONSENT OF ACCURATE INNOTECH INC.		FINISH	SEE NOTE	CHKD: Ricky 2019/04/29		SCALE SHEET REV. CUSTOMER DRAWING	
4	Tip spring-1	Phosphor Bronze t=0.3	1	Silver plating					APPD:		1:1	1/1
3	Center pin terminal	Brass t=0.3	1	Silver plating			Q'TY	SEE NOTE				
2	Center pin	Copper alloy	1	Nickel plating								
1	Housing	PBT/PA9T/PA10T	1	Black								

