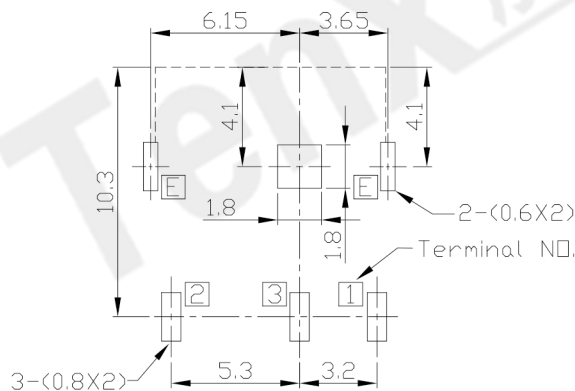
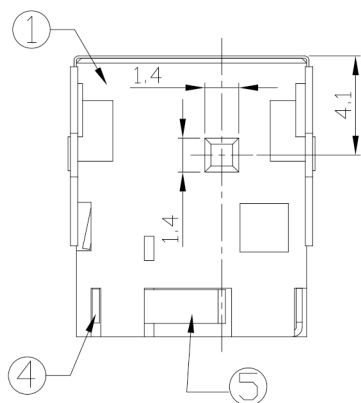
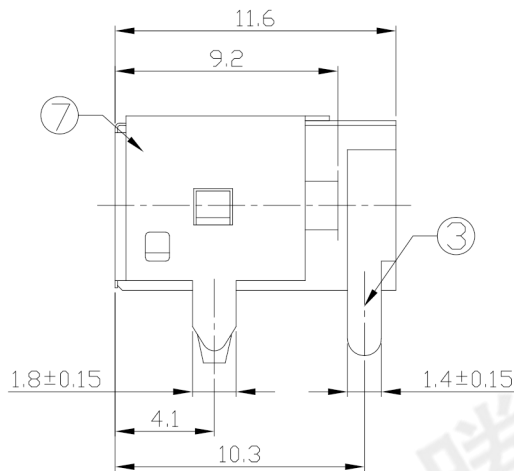
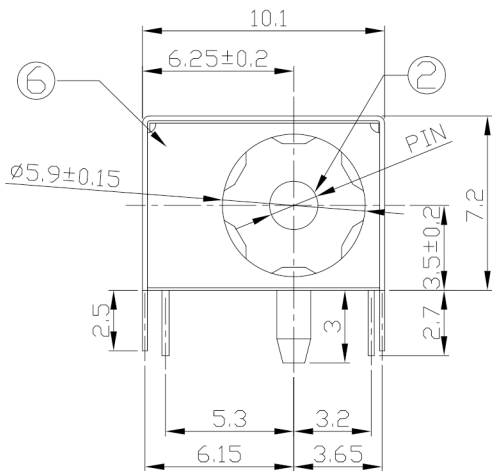




RoHS Compliant
2002/95/EC

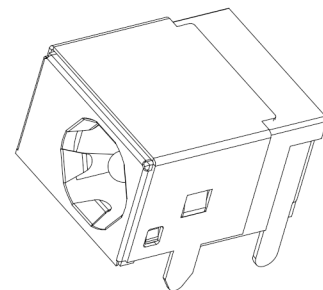
DIMENSIONS



RECOMMENDED P.C.B. LAYOUT
UNSPECIFIED TOLERANCE:±0.05
(COPPER-SIDED VIEW)

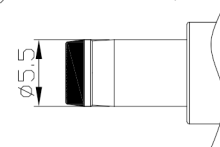
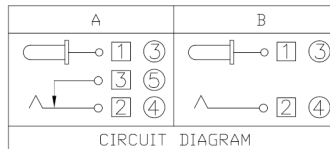
MODEL CODE:

- DCB0-0044Q- A □ 9T BK S 0 4
 (1) (2) (3)(4) (5) (6) (7)(8) (9)
 (1):Series type:DIP DC POWER JACK.
 (2):Series No.
 (3):Schematic option: A , B
 (4):Center pin diameter:
 G=φ1.65 , H=φ2.0 , J=φ2.5
 (5):Material of housing:
 9T=PA9T(Standard) , PB=PBT
 (6):Housing color:
 BK=Black(Only)
 (7):Terminal plating
 S=Silver(Ag)(Standard)
 T=Tin(Sn)
 G=Gold(Au)
 (8):Special option:
 0=No special option
 (9):Packing mode:
 1=Reel packing
 3=Plastic box packing
 4=Bag packing



SPECIFICATION:

- Rating : DC 25V 3A;
- Contact resistance: ≤50mΩ;
After test:≤100mΩ
- Insulation resistance: ≥100MΩ (DC500V);
After test:≥50MΩ
- Withstand voltage: 500VAC ;
- Insertion and extraction force: 3-30N;
- life test: 5,000 cycles;
- Operation temperature range:-20°C~70°C;
- Preservative temperature range:-40°C~85°C;



DC MATE PLUG

Model No.	G	H	J
CENTER PIN	φ1.65	φ2.0	φ2.5

○: ITEM NO. □: TERMINAL NO.

NO.	PARTS	MATERIAL	Q'TY	FINISHING	TOLERANCE	ANGLES	UNITS
7	Ground shield	Copper Alloy	1	Ni-Plating	±0.3	±2°	mm
6	Shield plate	Stainless steel	1	Ni-Plating			MAT'L
5	Shunt Terminal	Copper Alloy	1	Ag-Plating			SEE NOTE
4	Tip Spring	Copper Alloy	1	Ag-Plating			FINISH
3	Center pin contact	Copper Alloy	1	Ag-Plating			SEE NOTE
2	Center pin	Copper Alloy	1	Ni-Plating			Q'TY
1	Housing	PBT/PA9T	1				

THESE DRAWINGS AND SPECIFICATIONS ARE THE PROPERTY OF ACCURATE INNOVTECH INC AND SHALL NOT BE REPRODUCED, COPIED OR USED IN ANY MANNER WITHOUT THE PRIOR WRITTEN CONSENT OF ACCURATE INNOVTECH INC.

东莞市腾兴电子有限公司

TITLE:	DIP DC POWER JACK	PART NO.:	DCB0-0044Q
DR:	Ricky 2019/04/30	DWG NO.:	AB0-0044Q
CHKD:	Ricky 2019/04/30	SCALE	SHEET
APPD:		1:1	1/1
		REV.	CUSTOMER DRAWING
		A	