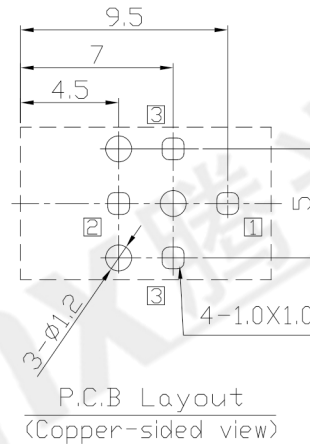
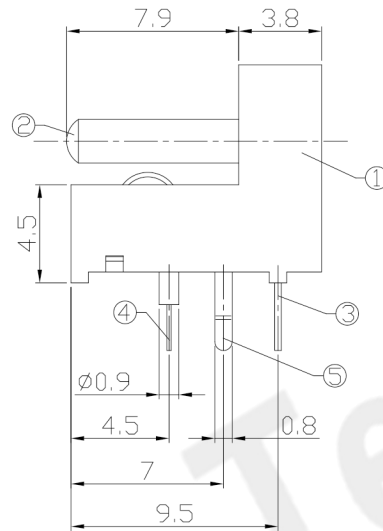
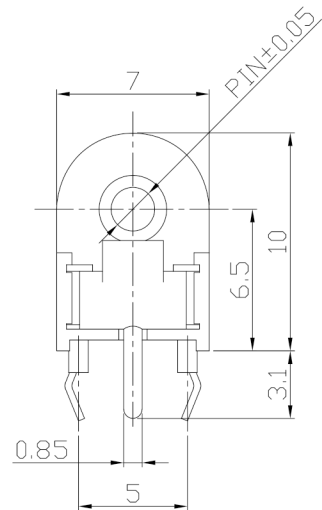




**RoHS Compliant**  
2002/95/EC

REV.	ECN.	NO.	APPD.

### DIMENSIONS



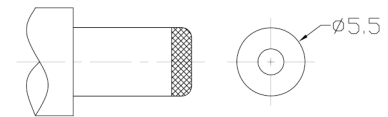
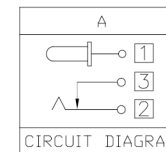
### MODEL CODE:

DCB0-00270- A □ 66 BK S 0 4

- (1):Series type:DIP DC POWER JACK.  
(2):Series No.  
(3):Schematic option: A  
(4):Center pin diameter:  
H=∅2.0 , J=∅2.5  
(5):Material of housing:  
66=PA66  
(6):Housing color:  
BK=Black  
(7):Terminal plating  
S=Silver(Ag)  
(8):Special option:  
0=No special option  
(9):Packing mode:  
4=Bag packing

### SPECIFICATION:

- 1.Rating : DC 20V 2A;  
2.Contact resistance: ≤30mΩ;  
3.Insulation resistance: ≥100MΩ (DC500V);  
4.Withstand voltage: 500VAC ;  
5.Insertion and extraction force: 3-30N;  
6.life test: 5,000 cycles;  
7.Operation temperature range:-20°C~70°C;  
8.Preservative temperature range:-40°C~85°C;



Model No.	H	J
CENTER PIN	∅2.0	∅2.5

○: ITEM NO. □: TERMINAL NO.

NO.	PARTS	MATERIAL	Q'TY	FINISHING	TOLERANCE	ANGLES	UNITS	mm
⑤	Shunt terminal ③	Brass t=0.3	1	Silver plating	±0.3	±2°	MAT'L	
④	Tip spring ②	Phosphor bronze t=0.25	1	Silver plating			SEE NOTE	
③	Center pin terminal ①	Brass t=0.3	1	Silver plating			FINISH	
②	Center pin ①	Brass	1	Nickel plating			SEE NOTE	
①	Housing	PA66+15%GF	1	Black			Q'TY	
					<small>THESE DRAWINGS AND SPECIFICATIONS ARE THE PROPERTY OF ACCURATE INNO TECH INC AND SHALL NOT BE REPRODUCED, COPIED OR USED IN ANY MANNER WITHOUT THE PRIOR WRITTEN CONSENT OF ACCURATE INNO TECH INC.</small>			

**东莞市腾兴电子有限公司**

TITLE: **DIP DC POWER JACK** PART NO.: **DCB0-00270**

DR: *Ricky* 2019/04/11 DWG NO.: **AB0-00270**

CHKD: *Ricky* 2019/04/11 SCALE SHEET REV. CUSTOMER DRAWING  
1:1 1/1 A