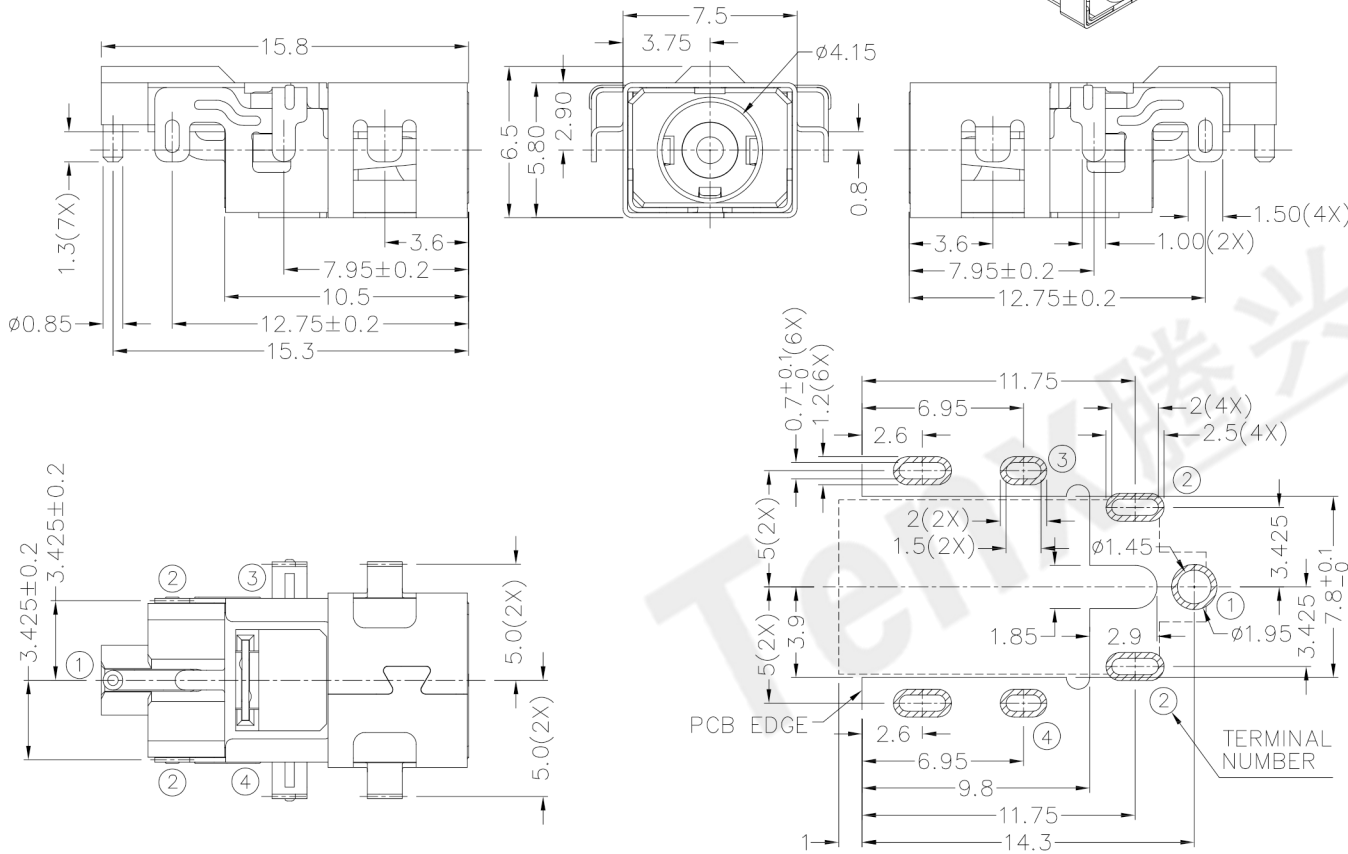




RoHS
Compliant
2002/95/EC

Halogen Free

DIMENSIONS



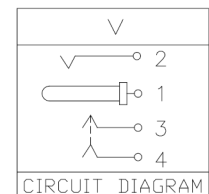
RECOMMENDED P.C.B. LAYOUT
TOLERANCE:±0.05
(TOP VIEW)

MODEL CODE:
DCT0-113DHS- V Z 10 BK S 0 1
(1) (2) (3)(4)(5) (6) (7)(8) (9)

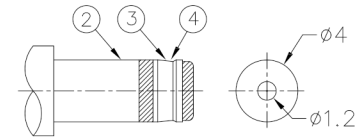
(1):Series type:SMD DC POWER JACK.
(2):Series No.
(3):Schematic option: V
(4):Center pin diameter:
Z=Ø1.15mm
(5):Material of housing:
10=PA10T
(6):Housing color:
BK=Black
(7):Terminal plating:
S=Silver(Ag)
(8):Special option:
0=No special option
(9):Packing mode:
1=Reel packing

Specification:

- 1.Rating : 3.5A/16V DC Max.
- 2.Contact resistance: ≤30mΩ
After test:≤60mΩ
- 3.Insulation resistance: ≥100MΩ (DC500V).
After test:≥50MΩ
- 4.Withstanding voltage: 500VAC.
- 5.Insertion and extraction force: 0.3~3Kgs.
- 6.Life test: 5,000cycles min.
- 7.Operation temperature range:-25℃~85℃.



MODEL NO.	Z
CENTER PIN	Ø1.15mm



Bill of materials:

NO.	PARTS	MATERIAL	Q'TY	FINISHING
7	TERMINAL 1	BRASS	1	GOLD PLATED
6	TERMINAL 2	COPPER ALLOY	1	NICKEL PLATED
5	TERMINAL 3	COPPER ALLOY	1	SILVER PLATED
4	TERMINAL 4	COPPER ALLOY	1	SILVER PLATED
3	SHIELD	BRASS	1	NICKEL PLATED
2	STOPPER	BRASS	1	NICKEL PLATED
1	HOUSING	PA10T	1	UL94V-0

TOLERANCE	ANGLES	UNITS	mm
±0.3	±2°	MAT'L	
		SEE NOTE	
		FINISH	
		SEE NOTE	
		Q'TY	

THESE DRAWINGS AND SPECIFICATIONS ARE THE PROPERTY OF ACCURATE INNO TECH INC AND SHALL NOT BE REPRODUCED, COPIED OR USED IN ANY MANNER WITHOUT THE PRIOR WRITTEN CONSENT OF ACCURATE INNO TECH INC.

东莞市腾兴电子有限公司

TITLE: SMD DC POWER JACK		PART NO.: DCT0-113DHS	
DR: Ricky 2018/10/12		DWG NO.: AT0-113DHS	
CHKD: Ricky 2018/10/12		SCALE	SHEET
APPD:		1:1	1/1
		REV.	CUSTOMER DRAWING
		A	