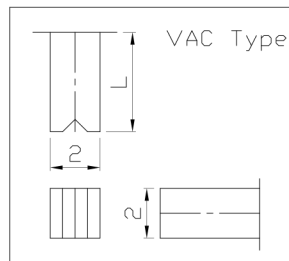
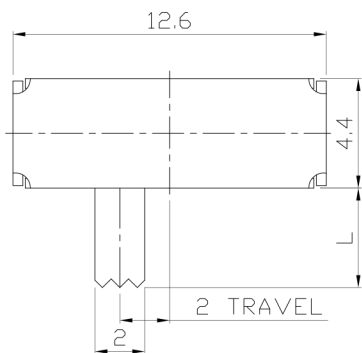




RoHS
Compliant
2002/95/EC

REV.	ECN. NO.	APPD.

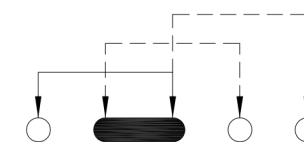
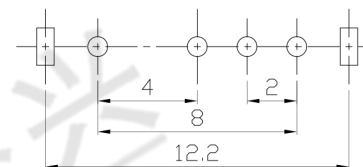
DIMENSIONS



MODEL CODE

SK-13D01- GFB

Knob Type	L(mm)
GFB	~
VAC	



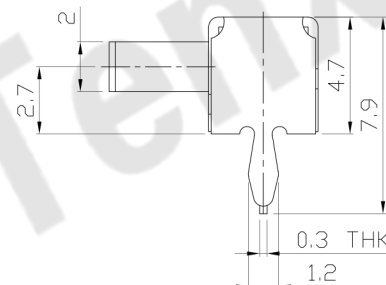
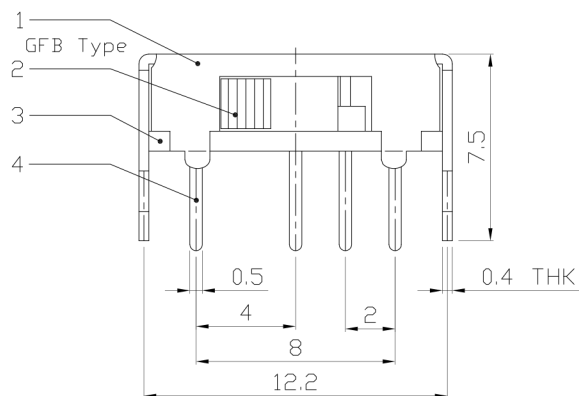
P.C.B LAYOUT
BOTTOM VIEW

CIRCUIT DIAGRAM

ELECTRO-MECHANICAL CHARACTERISTICS

Refer to additional specifications

RATING	0.3A 50V DC
CIRCUIT	1P3T
CONTACT RESISTANCE	100mΩ MAX.
TIMING	SHORTING
TRAVEL	2mm
OPERATING FORCE	250±100gf
OPERATING LIFE(cycles)	10,000



8					WITHIN 1.5mm: ±0.1mm	UNITS mm	东莞市腾兴电子有限公司 TITLE: SLIDE SWITCH / HORIZONTAL PART NO.: SK-13D01 DR: Ricky 2016/06/23 DWG NO.: ADL-13D01 SCALE SHEET REV. CUSTOMER 4:1 1/1 A DRAWING
7					OVER 1.5mm: ±0.2mm	MAT'L	
6	SPRING PLATE	SUS	1	NATURAL		SEE NOTE	
5	CONTACT CLIP	PBS STRIP	1	Ag PLATED			
4	TERMINAL	BRASS STRIP	4	Ag PLATED			
3	BASE	PHENOLIC RESIN	1	NATURAL		FINISH SEE NOTE	
2	KNOB	POM	1	BLACK		Q'TY	
1	FRAME	STEEL STRIP	1	Ni PLATED			
NO.	PARTS	MATERIAL	Q'TY	FINISHING			

THESE DRAWINGS AND SPECIFICATIONS ARE THE PROPERTY OF ACCURATE INNO TECH INC AND SHALL NOT BE REPRODUCED, COPIED OR USED IN ANY MANNER WITHOUT THE PRIOR WRITTEN CONSENT OF ACCURATE INNO TECH INC.

